

Attachment C - Data Request Summary

Response to Public Safety Data Requests

In September 2024, the Phoenix City Council provided several directives to the Phoenix Police Department. The Police Department's Organizational Integrity Bureau reviewed the Council's directives and conducted a strategic review of data collection practices in law enforcement. This strategic review involved identifying national standards of practice, evaluating the Department's current data collection practices related to officer-initiated contacts, identify potential data quality shortcomings, and provide recommendations for data collection and analysis.

The Department captures separate datasets within the various reporting mechanisms: Incident Reports (IRs), Field Interview Cards (FIs), Citations, Bookings, Subject Contact Data (SCD) and Citation in lieu of detention (CLDS). This information is collected in RMS. The data related to Use of Force is maintained within the IaPro system.

With the new RMS on Sept. 9, 2025, the Police Department will be able to do the following:

- Consolidate the data collection, enhance the reporting processes and strengthen accountability measures for officers.
- More effectively and accurately document interactions between officers and the public, including stops that do not result in citations, which is a data set not currently collected.
- Collect data on proactive investigative stops, which is a data set not currently collected.

The tables below provide current data availability and future data availability for contacts in the new RMS.

Data Summary for Self-Initiated Contacts – Addendum C1 and C2

Self-Initiated stops include any contacts outside of calls for service such as traffic stops and pedestrian stops.

		Hexagon/RMS*	P-1 RMS+
1	Race	Yes ^a	Yes
1	Ethnicity	Yes ^a	Yes
2	Age	Yes ^a	Yes
2	Gender	Yes ^a	Yes
3	Reason for Stop	No	Yes
4	Outcome (e.g. warning, citation, arrest)	Yes ^b	Yes ^b
5	Location, time, & length of stop	Yes ^c	Yes
6	Was a search conducted	No	Yes
6a	If a search was conducted, justification and results of search including any contraband	No	Yes
6b	When consent is given voluntarily	N/A ^d	N/A ^{d,h}
7	If stop was extended was a reason given (e.g. DUI investigation, language barrier, training stop, etc.)	No ^e	No ^e
8	Housing Status	Yes	Yes

Data Summary for Incident Report- Addendum C3

Incident reports are generated from a Call for Service and may result in a field interview, bookings, CLDs, or citations.

		Hexagon/RMS*	P-1 RMS+
1	Race	Yes ^a	Yes
1	Ethnicity	Yes ^a	Yes
2	Age	Yes ^a	Yes
2	Gender	Yes ^a	Yes
3	Housing Status	Yes	Yes

Data Summary for Use of Force- Addendum C4

Use of Force data is collected in the IAPro Administrative Records Management System. The use of IAPro is not affected by the change to PremierOne RMS. ADD language about the connection between IAPro and RMS

		Hexagon/IAPRO	IAPRO/P1
1	Race	Yes	Yes
1	Ethnicity	Yes	Yes
2	Age	Yes	Yes
2	Gender	Yes	Yes
3	Housing Status	No	No ^g
4	If weapon was used	Yes	Yes ^g
5	If a weapon was used, what was the weapon	Yes	Yes
6	Types of resistance, if applicable	Yes	Yes ^g
7	Injuries (officers and involved persons(s))	Yes	Yes

Data Summary on Bookings and CLDs - Addendum C5

Bookings are those individuals who are physically taken to ITR (MCSO Detention Facility).

		Hexagon/RMS*	P-1 RMS+
1	Race	Yes	Yes
1	Ethnicity	Yes	Yes
2	Age	Yes	Yes
2	Gender	Yes	Yes
3	Housing Status	No	Yes
4	Immigration Detainer	No	No
5	Immigration Deportation	No	No

Data Summary for Parks and Recreation- Addendum C7 and C8

The Parks and Recreation Department does not track how many times Park Rangers call the Police Department; however, the Parks Department is able to track when PD was on scene during a park visit and an incident number was generated. That data does not differentiate whether Park Rangers called PD, or if they were already on scene. Once the Police Department is involved, the Parks and Recreation Department does not track the result of the interactions.

The following table outlines the data collected by Park Rangers when issuing a documented warning, trespassing from the park, or issuing a citation for a violation of City Code.

	Hexagon/RMS*	P-1 RMS+
Race	Yes	Yes
Ethnicity	Yes	Yes
Age	Yes	Yes
Gender	Yes	Yes
Housing Status	No	No

Notes:

* - Data is currently collected through multiple systems including Versaterm Computer Aided Dispatch (CAD) and the Hexagon Record Management System (RMS). The current data being collected is difficult to analyze or report in an aggregate format.

+ - The data is planned to be collected in a new RMS system from Motorola PremierOne planned for implementation in 2025.

a – This data is collected in multiple data entry fields in CAD and/or RMS. A call for service can result in a citation, incident report, or subject data contact form. Collating, reporting, and analyzing the data becomes problematic and resource intensive given the variety of dispositions for traffic or pedestrian stops which would require reporting across multiple data sources.

b – This is collected in the final disposition of the call for service, i.e. citation, arrest, etc.

c – The data capturing the length of time may not be reflective of the actual time involved in the incident, i.e. a traffic stop that results in an arrest.

d – Consent searches are only done voluntarily.

e – There is not a data field specific to this information, however by tracking the start and stop time of the contact, we can further analyze this data set to provide deeper understanding of the extension of a stop.

f- MCSO personnel gather Immigration verification information.

g - IAPro does not have a data element to collect Housing Status. IAPro collects if a weapon was used; IAPro does not collect if a weapon was present (the definition of weapon and present is critical). IAPro collects the individual's level of resistance and their degree of injury (if any).

h – Consent search is an option for the Basis for Search data field.



PHOENIX POLICE DEPARTMENT
Count of Contact Forms with Initial or Final Radio Code 511P or 511V^
Area of Evaluation: **Council District 1**
Date Range: 07/01/2025 - 07/31/2025

Addendum C1

RADIO CODE^

REASON FOR CONTACT		511P	511V	Total
Bicycle Violation		10	1	11
Call for Service		17	12	29
Check Welfare		13	0	13
Consensual Contact		5	0	5
Pedestrian Violation		27	9	36
Suspicious Activity		26	2	28
Unwanted Person		5	0	5
Vehicle Violation		3	247	250
Total Contact Forms		106	271	377

***Homeless status in this report is based on the Experiencing Homelessness checkbox on the contact form.**

^This report is limited to calls with a contact form only, and does not represent the total number of 511P/511V calls for service during this date range. There may be more than one contact form written during a single calls for service incident.

The council district groupings in this report are based on georeferenced addresses and may change as the geobase is improved and/or updated. Addresses with no council district listed could possibly exist within a county island, be located outside of the city's geographic boundaries, or there might be an error in either the way the address was entered or in the geobase which prevented the address from being assigned a council district in the data.

ETHNICITY & RACE

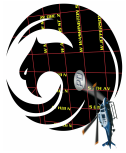
AGE	HOMELESS* SEX	HISPANIC				NON-HISPANIC				UNKNOWN				Total		
		B	U	W	Total	A	B	I	U	W	Total	B	U		W	Total
Under 18	NO	0	0	1	1	0	0	0	0	2	2	1	0	1	2	5
		0	0	1	1	0	0	0	0	2	2	1	0	1	2	5
	Total	0	0	1	1	0	0	0	0	2	2	1	0	1	2	5
18+	F	0	0	21	21	0	8	6	0	53	67	2	1	2	5	93
	NO	1	1	52	54	4	31	4	1	89	129	5	3	7	15	198
		1	1	73	75	4	39	10	1	142	196	7	4	9	20	291
	F	0	0	2	2	0	0	2	0	5	7	0	0	0	0	9
	M	0	0	3	3	0	3	1	1	12	17	1	0	4	5	25
	Total	0	0	5	5	0	3	3	1	17	24	1	0	4	5	34
No DOB Listed	Total	1	1	78	80	4	42	13	2	159	220	8	4	13	25	325
	F	0	0	2	2	0	6	0	0	2	8	1	0	0	1	11
	M	0	0	8	8	0	1	0	0	18	19	0	0	3	3	30
	NO	0	0	10	10	0	7	0	0	20	27	1	0	3	4	41
	F	0	0	0	0	0	0	0	0	0	0	0	0	1	1	1
	M	0	0	1	1	0	2	0	0	2	4	0	0	0	0	5
Total Contact Forms	Total	0	0	1	1	0	2	0	0	2	4	0	0	1	1	6
		0	0	11	11	0	9	0	0	22	31	1	0	4	5	47
		1	1	90	92	4	51	13	2	183	253	10	4	18	32	377

Any calls for service and/or contact forms that had missing or incorrect information may not be properly depicted in this report. There may be more than one contact form written during a single calls for service incident; all counts in this report are a count of contact forms, not calls for service incidents. Data is limited to contacts with persons only (vehicles are excluded).



PHOENIX POLICE DEPARTMENT

Crime Analysis and Research Unit
adh 9/2/2025 Source: itbdcv01\CAD\Warehouse
U:\Ad-Hoc Requests\Internal\56420 adh_Wolf_Council Presentation\56420 Contact Forms_CD.rpt



PHOENIX POLICE DEPARTMENT
Count of Contact Forms with Initial or Final Radio Code 511P or 511V^
Area of Evaluation: **Council District 2**
Date Range: 07/01/2025 - 07/31/2025

RADIO CODE^

REASON FOR CONTACT		511P	511V	Total
Under 18	Bicycle Violation	4	0	4
	Call for Service	3	10	13
	Check Welfare	15	2	17
	Consensual Contact	7	2	9
18+	Pedestrian Violation	14	2	16
	Suspicious Activity	12	1	13
	Vehicle Violation	2	156	158
	Total Contact Forms	57	173	230

^This report is limited to calls with a contact form only, and does not represent the total number of 511P/511V calls for service during this date range. There may be more than one contact form written during a single calls for service incident.

*Homeless status in this report is based on the Experiencing Homelessness checkbox on the contact form.

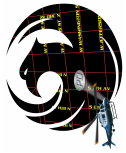
The council district groupings in this report are based on georeferenced addresses and may change as the geobase is improved and/or updated. Addresses with no council district listed could possibly exist within a county island, be located outside of the city's geographic boundaries, or there might be an error in either the way the address was entered or in the geobase which prevented the address from being assigned a council district in the data.

ETHNICITY & RACE

AGE	HOMELESS* SEX	HISPANIC				NON-HISPANIC				UNKNOWN					Total				
		A	U	W	Total	A	B	I	U	W	Total	A	B	I		U	W	Total	
Under 18	NO	F	0	0	0	0	1	0	0	0	0	1	0	0	0	0	0	1	
		M	0	0	0	0	0	0	0	0	7	7	0	1	0	0	1	2	
		Total	0	0	0	0	0	1	0	0	7	8	0	1	0	0	1	2	10
	Total	0	0	0	0	0	1	0	0	7	8	0	1	0	0	1	2	10	
18+	NO	F	0	0	5	5	2	2	0	0	22	26	1	1	0	3	12	17	48
		M	0	2	22	24	2	7	1	2	52	64	1	0	0	3	13	17	105
		Total	0	2	27	29	4	9	1	2	74	90	2	1	0	6	25	34	153
	YES	F	0	0	1	1	0	1	0	0	6	7	0	0	0	0	4	4	12
		M	0	0	4	4	0	0	1	0	7	8	0	0	1	0	5	6	18
		Total	0	0	5	5	0	1	1	0	13	15	0	0	1	0	9	10	30
	Total	0	2	32	34	4	10	2	2	87	105	2	1	1	6	34	44	183	
	No DOB Listed	NO	F	1	0	3	4	0	2	0	1	5	8	0	2	0	0	2	14
M			0	0	8	8	0	2	0	1	10	13	0	0	0	1	1	22	
Total			1	0	11	12	0	4	0	2	15	21	0	2	0	0	1	3	36
YES		M	0	0	0	0	0	0	0	0	1	1	0	0	0	0	0	1	
		Total	0	0	0	0	0	0	0	0	1	1	0	0	0	0	0	0	1
		Total	1	0	11	12	0	4	0	2	16	22	0	2	0	0	1	3	37
Total Contact Forms		1	2	43	46	4	15	2	4	110	135	2	4	1	6	36	49	230	

Any calls for service and/or contact forms that had missing or incorrect information may not be properly depicted in this report. There may be more than one contact form written during a single calls for service incident; all counts in this report are a count of contact forms, not calls for service incidents. Data is limited to contacts with persons only (vehicles are excluded).





PHOENIX POLICE DEPARTMENT
Count of Contact Forms with Initial or Final Radio Code 511P or 511V^
Area of Evaluation: **Council District 3**
Date Range: 07/01/2025 - 07/31/2025

RADIO CODE^

REASON FOR CONTACT		511P	511V	Total
Under 18	Bicycle Violation	26	2	28
	Call for Service	13	15	28
	Check Welfare	14	2	16
	Consensual Contact	15	2	17
18+	Pedestrian Violation	31	8	39
	Suspicious Activity	140	11	151
	Unwanted Person	11	1	12
	Vehicle Violation	5	234	239
	Total Contact Forms	255	275	530

^This report is limited to calls with a contact form only, and does not represent the total number of 511P/511V calls for service during this date range. There may be more than one contact form written during a single calls for service incident.

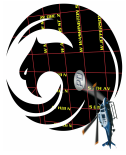
*Homeless status in this report is based on the Experiencing Homelessness checkbox on the contact form.

The council district groupings in this report are based on georeferenced addresses and may change as the geobase is improved and/or updated. Addresses with no council district listed could possibly exist within a county island, be located outside of the city's geographic boundaries, or there might be an error in either the way the address was entered or in the geobase which prevented the address from being assigned a council district in the data.

ETHNICITY & RACE

AGE	HOMELESS* SEX	HISPANIC					NON-HISPANIC					UNKNOWN					Total		
		B	I	U	W	Total	A	B	I	U	W	Total	A	B	I	U		W	Total
Under 18	F	0	0	0	0	0	0	0	0	0	2	2	0	0	0	0	0	0	2
	M	0	0	0	2	2	0	0	0	0	6	6	0	0	0	0	0	0	8
	Total	0	0	0	2	2	0	0	0	0	8	8	0	0	0	0	0	0	10
	Total	0	0	0	2	2	0	0	0	0	8	8	0	0	0	0	0	0	10
18+	F	0	0	0	22	22	1	13	3	0	57	74	1	1	0	2	8	12	108
	M	1	0	4	61	66	2	31	5	2	101	141	0	3	1	1	16	21	228
	Total	1	0	4	83	88	3	44	8	2	158	215	1	4	1	3	24	33	336
	F	0	0	0	0	0	0	3	1	0	13	17	0	1	0	0	7	8	25
	M	0	0	3	12	15	0	7	2	0	32	41	0	2	0	0	7	9	65
	Total	0	0	3	12	15	0	10	3	0	45	58	0	3	0	0	14	17	90
No DOB Listed	Total	1	0	7	95	103	3	54	11	2	203	273	1	7	1	3	38	50	426
	F	0	0	0	4	4	0	3	0	0	11	14	0	0	0	0	3	3	21
	M	0	0	0	21	21	1	7	0	0	22	30	1	2	0	1	6	10	61
	Total	0	0	0	25	25	1	10	0	0	33	44	1	2	0	1	9	13	82
	F	0	1	0	0	1	0	0	0	0	4	4	0	0	0	0	0	0	5
	M	0	0	0	1	1	0	0	0	0	5	5	0	0	0	0	1	1	7
Total	Total	0	1	0	1	2	0	0	0	0	9	9	0	0	0	0	1	1	12
	Total	0	1	0	26	27	1	10	0	0	42	53	1	2	0	1	10	14	94
Total Contact Forms		1	1	7	123	132	4	64	11	2	253	334	2	9	1	4	48	64	530

Any calls for service and/or contact forms that had missing or incorrect information may not be properly depicted in this report. There may be more than one contact form written during a single calls for service incident; all counts in this report are a count of contact forms, not calls for service incidents. Data is limited to contacts with persons only (vehicles are excluded).



PHOENIX POLICE DEPARTMENT
Count of Contact Forms with Initial or Final Radio Code 511P or 511V^
Area of Evaluation: **Council District 4**
Date Range: 07/01/2025 - 07/31/2025

RADIO CODE^

REASON FOR CONTACT	511P	511V	Total
Bicycle Violation	39	3	42
Call for Service	67	28	95
Check Welfare	21	3	24
Consensual Contact	30	0	30
Pedestrian Violation	84	18	102
Suspicious Activity	152	10	162
Unwanted Person	6	0	6
Vehicle Violation	7	604	611
Total Contact Forms	406	666	1,072

^This report is limited to calls with a contact form only, and does not represent the total number of 511P/511V calls for service during this date range. There may be more than one contact form written during a single calls for service incident.

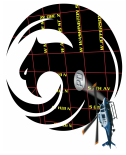
*Homeless status in this report is based on the Experiencing Homelessness checkbox on the contact form.

The council district groupings in this report are based on georeferenced addresses and may change as the geobase is improved and/or updated. Addresses with no council district listed could possibly exist within a county island, be located outside of the city's geographic boundaries, or there might be an error in either the way the address was entered or in the geobase which prevented the address from being assigned a council district in the data.

ETHNICITY & RACE

AGE	HOMELESS* SEX	HISPANIC						NON-HISPANIC						UNKNOWN						Total
		B	I	U	W	Total	A	B	I	U	W	Total	A	B	I	U	W	Total		
Under 18	NO	F	0	0	0	0	0	0	1	0	0	1	2	0	0	0	0	0	2	
		M	0	0	0	8	8	0	2	0	0	1	3	0	0	0	0	0	11	
		Total	0	0	0	8	8	0	3	0	0	2	5	0	0	0	0	0	13	
	Total	0	0	0	8	8	0	3	0	0	2	5	0	0	0	0	0	13		
18+	NO	F	1	0	0	64	65	1	37	5	0	43	86	1	4	1	1	11	18	
		M	2	0	9	251	262	6	121	9	6	135	277	0	3	2	8	18	31	
		Total	3	0	9	315	327	7	158	14	6	178	363	1	7	3	9	29	49	
	YES	F	0	1	1	9	11	0	5	8	0	11	24	0	1	0	0	2	3	
		M	0	0	0	22	22	1	15	10	0	24	50	0	1	2	0	2	5	
	Total	0	1	1	31	33	1	20	18	0	35	74	0	2	2	0	4	8	115	
No DOB Listed	NO	Total	3	1	10	346	360	8	178	32	6	213	437	1	9	5	9	33	57	854
		F	1	0	0	18	19	0	10	5	0	20	35	0	0	0	0	1	1	55
		M	0	0	1	64	65	1	16	4	0	31	52	0	0	0	1	1	2	119
	YES	U	0	0	0	0	0	0	0	0	0	0	0	0	0	0	0	1	0	1
		Total	1	0	1	82	84	1	26	9	0	51	87	0	0	0	2	2	4	175
		F	0	0	0	0	0	1	5	0	0	3	9	0	0	0	0	0	0	9
M	0	0	0	4	4	0	8	2	0	6	16	0	0	0	1	0	1	21		
Total	0	0	0	4	4	1	13	2	0	9	25	0	0	0	1	0	1	30		
Total Contact Forms	Total	1	0	1	86	88	2	39	11	0	60	112	0	0	0	3	2	5	205	
		4	1	11	440	456	10	220	43	6	275	554	1	9	5	12	35	62	1,072	

Any calls for service and/or contact forms that had missing or incorrect information may not be properly depicted in this report. There may be more than one contact form written during a single calls for service incident; all counts in this report are a count of contact forms, not calls for service incidents. Data is limited to contacts with persons only (vehicles are excluded).



PHOENIX POLICE DEPARTMENT
Count of Contact Forms with Initial or Final Radio Code 511P or 511V^
Area of Evaluation: **Council District 5**
Date Range: 07/01/2025 - 07/31/2025

RADIO CODE^

REASON FOR CONTACT		511P	511V	Total
Under 18	Bicycle Violation	26	2	28
	Call for Service	9	18	27
	Check Welfare	14	0	14
	Consensual Contact	9	1	10
18+	Pedestrian Violation	37	10	47
	Suspicious Activity	69	6	75
	Unwanted Person	1	0	1
	Vehicle Violation	1	380	381
Total Contact Forms		166	417	583

***Homeless status in this report is based on the Experiencing Homelessness checkbox on the contact form.**

^This report is limited to calls with a contact form only, and does not represent the total number of 511P/511V calls for service during this date range. There may be more than one contact form written during a single calls for service incident.

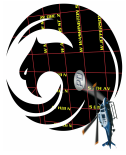
The council district groupings in this report are based on georeferenced addresses and may change as the geobase is improved and/or updated. Addresses with no council district listed could possibly exist within a county island, be located outside of the city's geographic boundaries, or there might be an error in either the way the address was entered or in the geobase which prevented the address from being assigned a council district in the data.

ETHNICITY & RACE

AGE	HOMELESS* SEX	HISPANIC				NON-HISPANIC						UNKNOWN				Total			
		B	U	W	Total	A	B	I	U	W	Total	B	I	U	W		Total		
Under 18	NO	0	0	4	4	0	0	0	0	0	0	0	0	0	0	0	4		
		0	0	13	13	0	0	0	0	1	1	0	0	0	0	0	14		
		Total	0	0	17	17	0	0	0	0	1	1	0	0	0	0	18		
	Total	0	0	17	17	0	0	0	0	1	1	0	0	0	0	0	18		
18+	NO	F	0	0	59	59	0	13	2	5	27	47	0	0	7	1	8	114	
		M	3	4	162	169	7	68	9	1	44	129	7	0	1	6	14	312	
		Total	3	4	221	228	7	81	11	6	71	176	7	0	8	7	22	426	
	YES	F	0	0	1	1	0	3	1	0	6	10	0	0	2	0	2	13	37
		M	0	0	8	8	0	12	5	0	8	25	0	0	1	3	4	37	
		Total	0	0	9	9	0	15	6	0	14	35	0	0	3	3	6	50	
Total	3	4	230	237	7	96	17	6	85	211	7	0	11	10	28	476			
No DOB Listed	NO	F	0	0	9	9	0	1	1	0	7	9	0	0	0	0	18	18	
		M	1	0	40	41	0	8	0	0	5	13	0	1	1	0	2	56	
		Total	1	0	49	50	0	9	1	0	12	22	0	1	1	0	2	74	
	YES	F	0	0	1	1	0	1	0	0	2	3	0	0	0	0	0	4	
		M	0	0	6	6	0	1	0	0	4	5	0	0	0	0	0	11	
		Total	0	0	7	7	0	2	0	0	6	8	0	0	0	0	0	15	
Total	1	0	56	57	0	11	1	0	18	30	0	1	1	0	2	89			
Total Contact Forms		4	4	303	311	7	107	18	6	104	242	7	1	12	10	30	583		

Any calls for service and/or contact forms that had missing or incorrect information may not be properly depicted in this report. There may be more than one contact form written during a single calls for service incident; all counts in this report are a count of contact forms, not calls for service incidents. Data is limited to contacts with persons only (vehicles are excluded).





PHOENIX POLICE DEPARTMENT
Count of Contact Forms with Initial or Final Radio Code 511P or 511V^
Area of Evaluation: **Council District 6**
Date Range: 07/01/2025 - 07/31/2025

RADIO CODE^

REASON FOR CONTACT		511P	511V	Total
Under 18	Bicycle Violation	4	0	4
	Call for Service	5	5	10
	Check Welfare	5	2	7
	Consensual Contact	5	1	6
18+	Pedestrian Violation	9	10	19
	Suspicious Activity	22	3	25
	Unwanted Person	1	0	1
	Vehicle Violation	5	197	202
Total Contact Forms		56	218	274

***Homeless status in this report is based on the Experiencing Homelessness checkbox on the contact form.**

^This report is limited to calls with a contact form only, and does not represent the total number of 511P/511V calls for service during this date range. There may be more than one contact form written during a single calls for service incident.

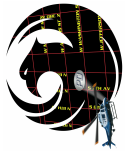
The council district groupings in this report are based on georeferenced addresses and may change as the geobase is improved and/or updated. Addresses with no council district listed could possibly exist within a county island, be located outside of the city's geographic boundaries, or there might be an error in either the way the address was entered or in the geobase which prevented the address from being assigned a council district in the data.

ETHNICITY & RACE

AGE	HOMELESS* SEX	HISPANIC			NON-HISPANIC			UNKNOWN			Total
		A	U	W	Total	A	B	I	U	W	Total
Under 18	NO	0	0	1	1	0	1	0	0	3	4
		0	0	1	1	0	0	0	0	5	5
		0	0	2	2	0	1	0	0	8	9
	Total	0	0	2	2	0	1	0	0	8	9
18+	NO	1	1	13	15	0	12	3	1	29	45
		0	1	37	38	3	23	3	2	61	92
		1	2	50	53	3	35	6	3	90	137
	Total	0	0	1	1	0	0	0	0	1	1
No DOB Listed	YES	0	0	3	3	0	0	0	1	5	6
		0	0	4	4	0	0	0	1	6	7
		1	2	54	57	3	35	6	4	96	144
	Total	0	0	1	1	2	2	0	0	6	10
Total Contact Forms	NO	0	0	10	10	0	3	1	0	12	16
		0	0	11	11	2	5	1	0	18	26
		0	0	0	0	0	1	0	0	2	3
	Total	0	0	0	0	0	1	0	0	2	3
Total Contact Forms		1	2	67	70	5	42	7	4	124	182

Any calls for service and/or contact forms that had missing or incorrect information may not be properly depicted in this report. There may be more than one contact form written during a single calls for service incident; all counts in this report are a count of contact forms, not calls for service incidents. Data is limited to contacts with persons only (vehicles are excluded).





PHOENIX POLICE DEPARTMENT
Count of Contact Forms with Initial or Final Radio Code 511P or 511V[^]
Area of Evaluation: **Council District 7**
Date Range: 07/01/2025 - 07/31/2025

RADIO CODE[^]

REASON FOR CONTACT	511P	511V	Total
Bicycle Violation	26	1	27
Call for Service	19	28	47
Check Welfare	13	0	13
Consensual Contact	9	1	10
Pedestrian Violation	42	17	59
Suspicious Activity	43	5	48
Unwanted Person	3	0	3
Vehicle Violation	3	509	512
Total Contact Forms	158	561	719

[^]This report is limited to calls with a contact form only, and does not represent the total number of 511P/511V calls for service during this date range. There may be more than one contact form written during a single calls for service incident.

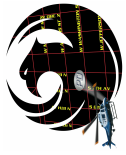
*Homeless status in this report is based on the Experiencing Homelessness checkbox on the contact form.

The council district groupings in this report are based on georeferenced addresses and may change as the geobase is improved and/or updated. Addresses with no council district listed could possibly exist within a county island, be located outside of the city's geographic boundaries, or there might be an error in either the way the address was entered or in the geobase which prevented the address from being assigned a council district in the data.

ETHNICITY & RACE

AGE	HOMELESS*	SEX	HISPANIC				NON-HISPANIC				UNKNOWN				Total					
			B	I	U	W	Total	A	B	I	U	W	Total	A		B	I	U	W	Total
Under 18	NO	F	0	0	0	2	2	0	0	0	0	1	1	0	0	0	0	0	0	3
		M	0	0	0	11	11	0	1	0	0	0	1	0	0	0	0	0	12	
		Total	0	0	0	13	13	0	1	0	0	1	2	0	0	0	0	0	15	
		Total	0	0	0	13	13	0	1	0	0	1	2	0	0	0	0	0	15	
18+	NO	F	0	0	1	76	77	0	24	1	0	17	42	0	3	0	2	1	6	125
		M	2	0	0	249	251	2	74	2	3	51	132	1	6	0	6	7	20	403
		Total	2	0	1	325	328	2	98	3	3	68	174	1	9	0	8	8	26	528
	YES	F	0	1	1	5	7	0	2	0	0	3	5	0	0	1	0	0	1	13
		M	0	0	1	9	10	0	8	0	0	7	15	0	1	1	1	2	5	30
		Total	0	1	2	14	17	0	10	0	0	10	20	0	1	2	1	2	6	43
No DOB Listed	NO	Total	2	1	3	339	345	2	108	3	3	78	194	1	10	2	9	10	32	571
		F	0	0	0	13	13	0	5	1	0	4	10	0	1	0	0	0	1	24
		M	1	0	0	47	48	0	12	0	1	17	30	0	0	0	1	2	3	81
	YES	Total	1	0	0	60	61	0	17	1	1	21	40	0	1	0	1	2	4	105
		F	0	0	0	3	3	0	1	0	0	4	5	0	1	0	0	1	2	10
		M	0	0	0	7	7	0	4	0	0	7	11	0	0	0	0	0	0	18
Total Contact Forms	Total	0	0	0	10	10	0	5	0	0	11	16	0	1	0	0	1	2	28	
	Total	1	0	0	70	71	0	22	1	1	32	56	0	2	0	1	3	6	133	
Total Contact Forms			3	1	3	422	429	2	131	4	4	111	252	1	12	2	10	13	38	719

Any calls for service and/or contact forms that had missing or incorrect information may not be properly depicted in this report. There may be more than one contact form written during a single calls for service incident; all counts in this report are a count of contact forms, not calls for service incidents. Data is limited to contacts with persons only (vehicles are excluded).



PHOENIX POLICE DEPARTMENT
Count of Contact Forms with Initial or Final Radio Code 511P or 511V^
Area of Evaluation: **Council District 8**
Date Range: 07/01/2025 - 07/31/2025

RADIO CODE^

REASON FOR CONTACT	511P	511V	Total
Bicycle Violation	49	1	50
Call for Service	35	26	61
Check Welfare	17	5	22
Consensual Contact	17	1	18
Pedestrian Violation	61	11	72
Suspicious Activity	62	8	70
Unwanted Person	4	3	7
Vehicle Violation	12	528	540
Total Contact Forms	257	583	840

^This report is limited to calls with a contact form only, and does not represent the total number of 511P/511V calls for service during this date range. There may be more than one contact form written during a single calls for service incident.

*Homeless status in this report is based on the Experiencing Homelessness checkbox on the contact form.

The council district groupings in this report are based on georeferenced addresses and may change as the geobase is improved and/or updated. Addresses with no council district listed could possibly exist within a county island, be located outside of the city's geographic boundaries, or there might be an error in either the way the address was entered or in the geobase which prevented the address from being assigned a council district in the data.

ETHNICITY & RACE

AGE	HOMELESS*	SEX	HISPANIC					NON-HISPANIC					UNKNOWN					Total		
			B	I	U	W	Total	A	B	I	U	W	Total	B	I	U	W		Total	
Under 18	NO	F	0	0	0	0	0	0	1	0	0	0	1	0	0	0	0	0	1	1
		M	0	0	1	11	12	0	3	1	0	2	6	0	0	0	0	0	18	0
		Total	0	0	1	11	12	0	4	1	0	2	7	0	0	0	0	0	19	0
		Total	0	0	1	11	12	0	4	1	0	2	7	0	0	0	0	0	19	0
18+	NO	F	0	1	0	54	55	1	46	5	0	41	93	3	1	5	6	15	163	0
		M	1	2	1	206	210	10	113	9	0	89	221	4	0	15	14	33	464	0
		Total	1	3	1	260	265	11	159	14	0	130	314	7	1	20	20	48	627	0
		F	0	0	0	0	0	0	1	3	0	6	10	0	0	0	3	3	13	0
	YES	M	0	0	0	5	5	0	11	1	1	10	23	1	0	0	2	3	31	0
		Total	0	0	0	5	5	0	12	4	1	16	33	1	0	0	5	6	44	0
		Total	1	3	1	265	270	11	171	18	1	146	347	8	1	20	25	54	671	0
		F	0	0	0	15	15	1	12	1	0	7	21	0	0	0	2	2	38	0
No DOB Listed	NO	M	0	0	1	39	40	1	18	0	1	15	35	3	0	2	3	8	83	0
		U	0	0	0	0	0	0	0	0	0	0	0	0	0	1	0	1	1	0
		Total	0	0	1	54	55	2	30	1	1	22	56	3	0	3	5	11	122	0
		F	0	0	0	1	1	0	1	1	0	2	4	0	0	0	3	3	8	0
	YES	M	0	0	0	4	4	0	4	1	0	9	14	1	0	0	1	2	20	0
		Total	0	0	0	5	5	0	5	2	0	11	18	1	0	0	4	5	28	0
		Total	0	0	1	59	60	2	35	3	1	33	74	4	0	3	9	16	150	0
		Total Contact Forms	1	3	3	335	342	13	210	22	2	181	428	12	1	23	34	70	840	0

Any calls for service and/or contact forms that had missing or incorrect information may not be properly depicted in this report. There may be more than one contact form written during a single calls for service incident; all counts in this report are a count of contact forms, not calls for service incidents. Data is limited to contacts with persons only (vehicles are excluded).





PHOENIX POLICE DEPARTMENT
Count of Contact Forms with Initial or Final Radio Code 511P or 511V^
Area of Evaluation: **No Council District Listed**
Date Range: 07/01/2025 - 07/31/2025

RADIO CODE^

REASON FOR CONTACT		511P	511V	Total
Bicycle Violation		3	0	3
Call for Service		12	6	18
Check Welfare		4	2	6
Consensual Contact		5	0	5
Pedestrian Violation		4	2	6
Suspicious Activity		12	0	12
Unwanted Person		5	0	5
Vehicle Violation		2	145	147
Total Contact Forms		47	155	202

***Homeless status in this report is based on the Experiencing Homelessness checkbox on the contact form.**

^This report is limited to calls with a contact form only, and does not represent the total number of 511P/511V calls for service during this date range. There may be more than one contact form written during a single calls for service incident.

The council district groupings in this report are based on georeferenced addresses and may change as the geobase is improved and/or updated. Addresses with no council district listed could possibly exist within a county island, be located outside of the city's geographic boundaries, or there might be an error in either the way the address was entered or in the geobase which prevented the address from being assigned a council district in the data.

ETHNICITY & RACE

AGE	HOMELESS*	SEX	HISPANIC			NON-HISPANIC					UNKNOWN					Total
			W	Total	A	B	I	W	Total	A	B	I	U	W	Total	
Under 18	NO	F	1	1	0	1	0	0	0	1	0	0	0	0	0	2
		M	3	3	0	1	0	2	3	0	0	0	0	0	0	6
		Total	4	4	0	2	0	2	4	0	0	0	0	0	0	8
		Total	4	4	0	2	0	2	4	0	0	0	0	0	0	8
18+	NO	F	13	13	0	8	0	15	23	0	1	0	0	2	3	39
		M	42	42	1	13	0	35	49	0	0	0	1	4	5	96
		Total	55	55	1	21	0	50	72	0	1	0	1	6	8	135
	YES	F	0	0	0	1	0	0	1	0	0	0	0	0	0	1
		M	2	2	0	2	1	3	6	0	1	0	0	0	1	9
		Total	2	2	0	3	1	3	7	0	0	1	0	0	1	10
No DOB Listed	Total	57	57	1	24	1	53	79	0	1	1	1	6	9	145	
	NO	F	4	4	0	5	0	4	9	0	0	0	1	1	2	15
		M	13	13	1	1	1	10	13	1	0	0	0	2	3	29
		U	0	0	0	0	0	0	0	0	0	0	2	0	2	2
	Total	17	17	1	6	1	14	22	1	0	0	3	3	7	46	
	YES	F	0	0	0	0	0	1	1	0	0	0	0	0	0	1
		M	0	0	0	0	0	2	2	0	0	0	0	0	0	2
		Total	0	0	0	0	0	3	3	0	0	0	0	0	0	3
	Total	17	17	1	6	1	17	25	1	0	0	3	3	7	49	
	Total Contact Forms			78	78	2	32	2	72	108	1	1	1	4	9	16

Any calls for service and/or contact forms that had missing or incorrect information may not be properly depicted in this report. There may be more than one contact form written during a single calls for service incident; all counts in this report are a count of contact forms, not calls for service incidents. Data is limited to contacts with persons only (vehicles are excluded).

Addendum C2



CITY OF PHOENIX POLICE DEPARTMENT

Dispatched/Self-Initiated Calls for Service with Initial or Final Radio Code 511P or 511V

Time on Call Calculations (in Minutes) by Council District

Area of Evaluation: Citywide

07/01/25 - 07/31/25

	Median Time on Call [^] (in minutes)
CD1	11.9
CD2	11.2
CD3	12.9
CD4	17.2
CD5	13.9
CD6	12.3
CD7	16.0
CD8	12.5
No CD Listed	14.8
Total (Citywide)	13.9

[^]Time on call is defined as officer time (in minutes) spent on the call from dispatch to cleared time.

All times are calculated in minutes. The average times can be disproportionately affected by the inclusion of a small number of calls with extreme times. Therefore the median is presented to demonstrate the time on call for the majority of calls since the average may not be an accurate reflection of the overall times.

This calculation accounts for the number of officers in each unit. For example, if Dispatch to Clear time is 10 min and there were 2 officers in the unit, the total time on the call would be 20 min for that unit.

The council district groupings in this report are based on georeferenced addresses and may change as the geobase is improved and/or updated.

Addresses with no council district listed could possibly exist within a county island, be located outside of the city's geographic boundaries, or there might be an error in either the way the address was entered or in the geobase which prevented the address from being assigned a council district in the data.

Any calls for service that had missing or incorrect information may not be properly depicted in this report. Calls are based on the initial and final call types as entered by Communications and/or Patrol. Calls with either an initial or final call type of 511P/511V are included in this report.



PHOENIX POLICE DEPARTMENT

Crime Analysis and Research Unit

9/2/2025 adh Source: itbcdcv01\CADWarehouse

U:\Ad-Hoc Requests\Internal\56420 adh Wolf_Council Presentation\56420 Time_On_Call.rpt



CITY OF PHOENIX POLICE DEPARTMENT
Addendum C3
Incident Reports - Count of Suspects/Arrested Persons by Ethnicity Race & Sex
Area of Evaluation: Citywide
Date Range: 7/1/2025 - 7/31/2025

		SEX				
ETHNICITY	RACE	FEMALE	MALE	UNKNOWN	NOT ENTERED	Total
HISPANIC	AMERICAN INDIAN / ALASKAN NATIVE	14	18	0	0	32
	ASIAN / PACIFIC ISLANDER	1	0	0	0	1
	BLACK	12	13	0	0	25
	WHITE	600	1,650	1	0	2,251
	UNKNOWN	7	10	0	0	17
	Total	634	1,691	1	0	2,326
NON-HISPANIC	AMERICAN INDIAN / ALASKAN NATIVE	103	213	0	0	316
	ASIAN / PACIFIC ISLANDER	10	27	0	0	37
	BLACK	421	1,036	0	0	1,457
	WHITE	599	1,209	0	0	1,808
	UNKNOWN	5	8	0	0	13
	Total	1,138	2,493	0	0	3,631
UNKNOWN	AMERICAN INDIAN / ALASKAN NATIVE	5	9	0	0	14
	ASIAN / PACIFIC ISLANDER	0	1	0	0	1
	BLACK	33	55	0	0	88
	WHITE	75	116	0	0	191
	UNKNOWN	46	59	6	1	112
	Total	159	240	6	1	406
NOT ENTERED	WHITE	0	1	0	0	1
	NOT ENTERED	0	0	0	1	1
	Total	0	1	0	1	2
Total Suspects/Arrested Persons^		1,931	4,425	7	2	6,365

^There may be more than one suspect/arrested person on an incident report; all counts in this report are a count of suspects/arrested persons, not a count of incident reports.

Any reports with missing or incomplete information may not be properly depicted in this report. There may be more than one victim on an incident report; all totals in this report are a count of victims, not a count of incident reports. Date range is based on the report date if the date of occurrence is not available.



CITY OF PHOENIX POLICE DEPARTMENT
Incident Reports - Count of Victims by Ethnicity Race & Sex
Area of Evaluation: Citywide
Date Range: 7/1/2025 - 7/31/2025

SEX

ETHNICITY	RACE	SEX			
		FEMALE	MALE	UNKNOWN	NOT ENTERED
HISPANIC	AMERICAN INDIAN / ALASKAN NATIVE	11	6	0	0
	ASIAN / PACIFIC ISLANDER	0	1	0	0
	BLACK	21	6	0	0
	HISPANIC	21	23	0	0
	WHITE	1,278	1,274	0	3
	UNKNOWN	33	42	0	0
	NOT ENTERED	1	0	0	0
	Total	1,365	1,352	0	3
NON-HISPANIC	AMERICAN INDIAN / ALASKAN NATIVE	115	68	0	1
	ASIAN / PACIFIC ISLANDER	44	52	0	2
	BLACK	619	517	0	0
	HISPANIC	3	5	0	0
	WHITE	1,134	1,312	0	5
	UNKNOWN	25	26	3	2
	Total	1,940	1,980	3	10
UNKNOWN	AMERICAN INDIAN / ALASKAN NATIVE	15	16	0	0
	ASIAN / PACIFIC ISLANDER	7	5	0	2
	BLACK	76	72	0	0
	WHITE	284	283	0	4
	UNKNOWN	134	173	22	35
	Total	516	549	22	41
NOT ENTERED	AMERICAN INDIAN / ALASKAN NATIVE	1	0	0	0
	ASIAN / PACIFIC ISLANDER	6	9	0	0
	BLACK	14	9	0	0
	HISPANIC	31	29	0	0
	WHITE	64	72	0	0
	UNKNOWN	2	3	1	0
	NOT ENTERED	1	2	0	1,113
	Total	119	124	1	1,113
Total Victims^a		3,940	4,005	26	1,167

^aThere may be more than one victim on an incident report; all counts in this report are a count of victims, not a count of incident reports.

Any reports with missing or incomplete information may not be properly depicted in this report. There may be more than one victim on an incident report; all totals in this report are a count of victims, not a count of incident reports. Date range is based on the report date if the date of occurrence is not available.



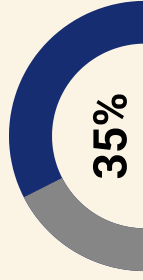


Use Of Force January-December 2024

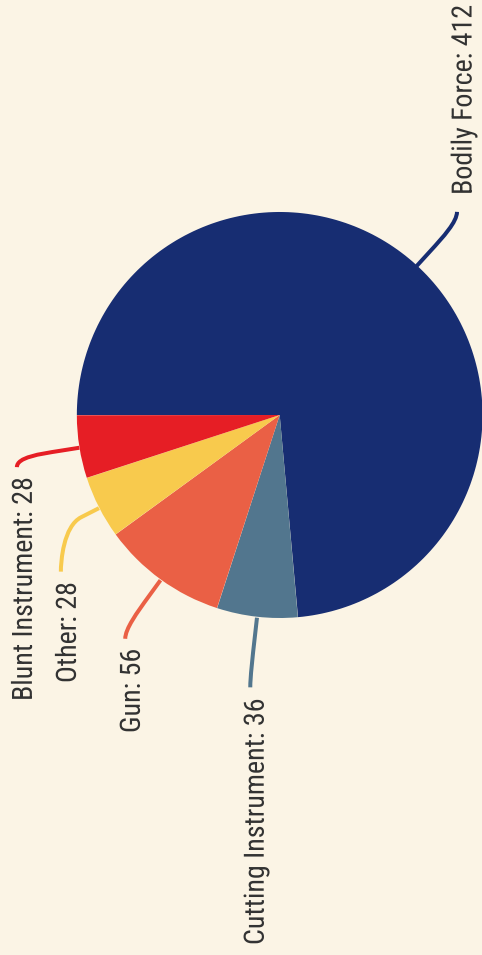


Total Uses of Force:
1,602

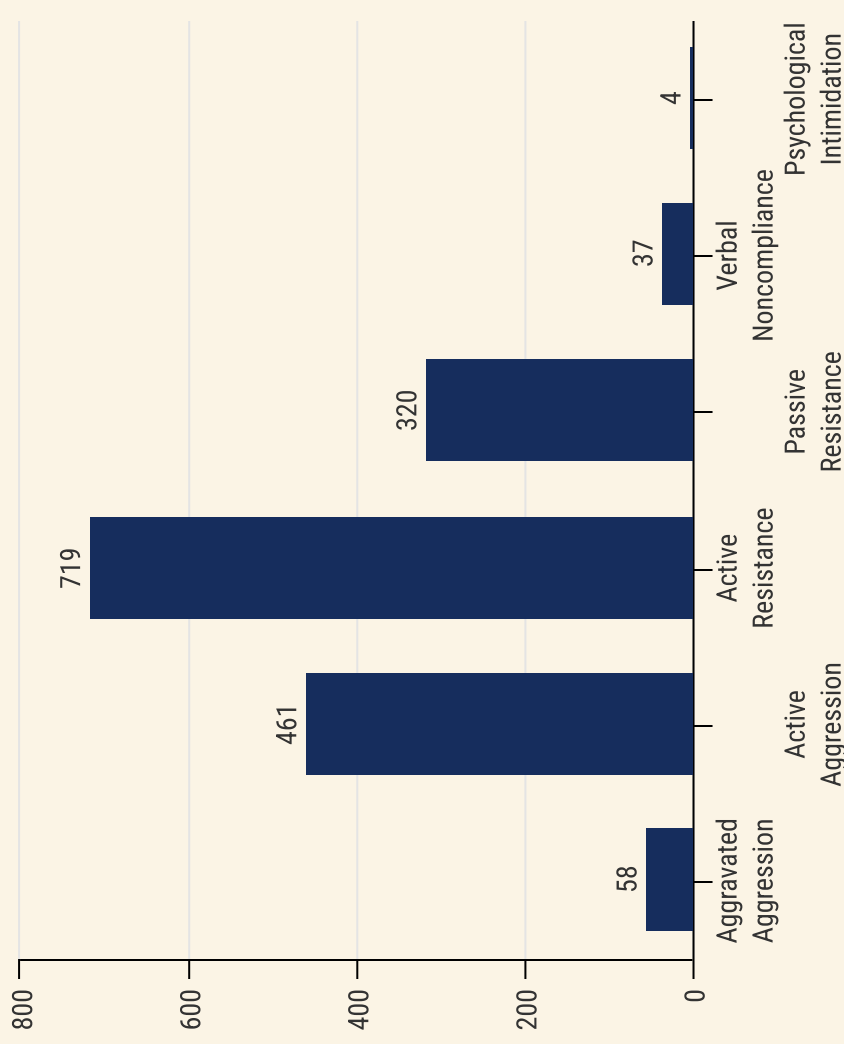
**Subject
Armed:**



Type of Weapon Used



Type of Resistance Encountered



*For simplicity in the chart above, if multiple levels of resistance were encountered, only the highest level is shown. For example, if an individual is both verbally non-compliant and physically fights with an officer, only "Active Aggression" is displayed in the chart. However, all levels of resistance for each individual are available in detail on the open data portal.

*Additionally, if multiple weapon types are used by an individual, only the most severe weapon is shown. For example, if an individual used both bodily force and a cutting instrument, only "cutting instrument" is displayed in the chart.



PHOENIX POLICE DEPARTMENT
Adult Arrests Report - Bookings and CLDs Only
Arrest Location: Council District 1
Arrest Date: 7/1/2025 - 7/31/2025

Addendum C5

COUNT OF ARRESTS

	FELONY	MISD	OTHER	Total
Bookings	141	87	1	229
CLDs	1	49	8	58
Total Arrests	142	136	9	287

COUNT OF CHARGES

	FELONY	MISD	OTHER	Total
Bookings	444	128	1	573
CLDs	1	61	8	70
Total Charges	445	189	9	643

TOP 10 CHARGE CODES - FELONY ARRESTS

		Bookings	CLDs	Total
13-901C	PROBATION VIOLATION - PHOENIX	69	0	69
13-3415A	DRUG PARAPHERNALIA-POSSESS/USE	52	0	52
13-3408A1	NARCOTIC DRUG-POSSESS/USE (OPIUM/COCAINE)	37	0	37
13-3407A1	DANGEROUS DRUG-POSS/USE	35	0	35
13-1502A1	CRIM TRESP 3RD DEG/PROPERTY	24	0	24
13-3102A4	POSS WPN BY PROHIB PERSON	13	0	13
13-1204	AGGRAVATED ASSAULT - W/FIREARM	11	0	11
13-1805A1	SHOPLIFT-REMOVAL OF GOODS-EMBEZZLEMENT-MIS	7	0	7
13-1203A1	ASSAULT INTENTIONAL, KNOWING-MINOR INJURY	6	0	6
13-3408A2	NARCOTIC DRUG-POSSESS FOR SALE (OPIUM/COCA	7	0	7

TOP 10 CHARGE CODES - MISDEMEANOR ARRESTS

		Bookings	CLDs	Total
13-1502A1	CRIM TRESP 3RD DEG/PROPERTY	13	15	28
13-1203A1	ASSAULT INTENTIONAL, KNOWING-MINOR INJURY	20	0	20
13-1602A1	CRIMINAL DAMAGE-DEFACE	13	1	14
13-1203A3	ASSAULT-TOUCHING WITH INTENT TO INJURE	12	0	12
28-693E	KNWGLY AID/ABET RCKLSS DRIVING	2	8	10
28-3473A	DRIVE W/LIC SUSP/REVOKE/CANC	4	4	8
13-1503A	CRIMINAL TRESPASS 2ND DEG	3	2	5
13-1203A2	ASSAULT-APPREHENSION OF PHYSICAL INJURY	3	1	4
13-1805	SHOPLIFTING	2	2	4
13-2508A3	RESIST ARREST-PASSIVE RESISTANCE	3	1	4

Felony Arrests include all arrests where there was at least one felony charge. Misdemeanor Arrests include arrests with no felony charges and at least one misdemeanor charge. Other includes arrests with no felony or misdemeanor charges.

Bookings are arrests with an offender tracking number listed.

CLD's are based on Arrest forms completed in the RMS and may not include Citations (ATTCs) that did not also include an Arrest form.

Any arrests with missing or incomplete information may not be properly depicted in this report. Arrests may have multiple charges. Arrests are based on original charges and warrants. Voided cancelled, and duplicate arrests/charges are excluded. Juvenile information is not included. Adult bookings without any charges listed tend to be arrests where the Phoenix Police Department is holding the individual for another jurisdiction (Hold/FOJ). Arrests with an associated booking are counted as "BOOKINGS" in this report.




PHOENIX POLICE DEPARTMENT

Crime Analysis and Research Unit

9/2/2025 adh Source: RMS

U:\Ad-Hoc Requests\Internal\56420 adh Wolf_Council Presentation\56420 Arrests Adult_CD.rpt



ETHNICITY & RACE

AGE HOMELESS* SEX			HISPANIC			NON-HISPANIC						UNKNOWN		Total
			B	W	Total	A	B	I	U	W	Total	B	Total	
18+	No	F	0	9	9	0	9	1	0	21	31	1	1	41
		M	0	34	34	1	22	2	1	67	93	1	1	128
		Total	0	43	43	1	31	3	1	88	124	2	2	169
	Yes	F	1	6	7	1	6	1	0	27	35	0	0	42
		M	0	17	17	1	13	5	1	39	59	0	0	76
		Total	1	23	24	2	19	6	1	66	94	0	0	118
Total		1	66	67	3	50	9	2	154	218	2	2	287	
Total Arrests			1	66	67	3	50	9	2	154	218	2	2	287

*Counts of individuals with the "Homeless" box checked are based on data as of 9/2/2025. As an individual's status changes and additional contacts are made this field could be updated and previous data overwritten. For example, a situation could occur where a subject who had the box checked based on a prior contact, was then contacted today and provided a permanent address. In this scenario, it is possible the "Homeless" box would not be unchecked and this subject would still be considered as "homeless" based on this report's criteria.

Any arrests with missing or incomplete information may not be properly depicted in this report. Arrests may have multiple charges. Arrests are based on original charges and warrants. Voided cancelled, and duplicate arrests/charges are excluded. Juvenile information is not included. Adult bookings without any charges listed tend to be arrests where the Phoenix Police Department is holding the individual for another jurisdiction (Hold/FOJ). Arrests with an associated booking are counted as "BOOKINGS" in this report.





PHOENIX POLICE DEPARTMENT
Adult Arrests Report - Bookings and CLDs Only
Arrest Location: Council District 2
Arrest Date: 7/1/2025 - 7/31/2025

COUNT OF ARRESTS

	FELONY	MISD	OTHER	Total
Bookings	38	31	0	69
CLDs	1	18	3	22
Total Arrests	39	49	3	91

COUNT OF CHARGES

	FELONY	MISD	OTHER	Total
Bookings	93	47	0	140
CLDs	1	37	3	41
Total Charges	94	84	3	181

TOP 10 CHARGE CODES - FELONY ARRESTS

		Bookings	CLDs	Total
13-901C	PROBATION VIOLATION - PHOENIX	11	0	11
13-3415A	DRUG PARAPHERNALIA-POSSESS/USE	10	0	10
13-3407A1	DANGEROUS DRUG-POSS/USE	8	0	8
13-3408A1	NARCOTIC DRUG-POSSESS/USE (OPIUM/COCAINE)	7	0	7
28-1383A1	AGG DUI-LIC SUSP/REV FOR DUI	4	0	4
13-1204	AGGRAVATED ASSAULT - W/FIREARM	3	0	3
13-1402A	INDECENT EXPOSURE	2	0	2
13-2810A2	FAIL TO COMPLY-COURT ORDER	3	0	3
13-1201A	ENDANGERMENT-FELONY - W/FIREARM	1	0	1
13-1203A1	ASSAULT INTENTIONAL, KNOWING-MINOR INJURY	1	0	1

TOP 10 CHARGE CODES - MISDEMEANOR ARRESTS

		Bookings	CLDs	Total
13-1203A1	ASSAULT INTENTIONAL, KNOWING-MINOR INJURY	14	0	14
13-1502A1	CRIM TRESP 3RD DEG/PROPERTY	7	5	12
13-1602A1	CRIMINAL DAMAGE-DEFACE	3	0	3
28-1381A1	DUI-LIQUOR/DRUGS/VAPORS/COMBO	0	3	3
28-1381A2	DUI-BAC OF .08 OR MORE	0	5	5
13-1203A3	ASSAULT-TOUCHING WITH INTENT TO INJURE	3	1	4
13-2810A2	FAIL TO COMPLY-COURT ORDER	3	0	3
13-2904	DISORDERLY CONDUCT-FIGHTING	3	0	3
28-1381A	DUI-LIQUOR/DRUGS/VAPORS/COMBO	0	3	3
28-1381A3	DUI/DRUGS/METABOLITE	0	3	3

Felony Arrests include all arrests where there was at least one felony charge. Misdemeanor Arrests include arrests with no felony charges and at least one misdemeanor charge. Other includes arrests with no felony or misdemeanor charges.

Bookings are arrests with an offender tracking number listed.

CLD's are based on Arrest forms completed in the RMS and may not include Citations (ATTCs) that did not also include an Arrest form.

Any arrests with missing or incomplete information may not be properly depicted in this report. Arrests may have multiple charges. Arrests are based on original charges and warrants. Voided cancelled, and duplicate arrests/charges are excluded. Juvenile information is not included. Adult bookings without any charges listed tend to be arrests where the Phoenix Police Department is holding the individual for another jurisdiction (Hold/FOJ). Arrests with an associated booking are counted as "BOOKINGS" in this report.




PHOENIX POLICE DEPARTMENT

Crime Analysis and Research Unit

9/2/2025 adh Source: RMS

U:\Ad-Hoc Requests\Internal\56420 adh Wolf_Council Presentation\56420 Arrests Adult_CD.rpt



PHOENIX POLICE DEPARTMENT
Adult Arrests Report - Bookings and CLDs Only
Arrest Location: Council District 2
Arrest Date: 7/1/2025 - 7/31/2025

ETHNICITY & RACE

AGE HOMELESS* SEX			HISPANIC			NON-HISPANIC					UNKNOWN			Total
			B	W	Total	A	B	I	W	Total	B	W	Total	
18+	No	F	0	2	2	1	3	0	12	16	0	1	1	19
		M	0	10	10	0	7	1	28	36	1	0	1	47
		Total	0	12	12	1	10	1	40	52	1	1	2	66
	Yes	F	0	2	2	0	0	0	3	3	0	1	1	6
		M	1	3	4	1	1	1	12	15	0	0	0	19
		Total	1	5	6	1	1	1	15	18	0	1	1	25
Total		1	17	18	2	11	2	55	70	1	2	3	91	
Total Arrests			1	17	18	2	11	2	55	70	1	2	3	91

*Counts of individuals with the "Homeless" box checked are based on data as of 9/2/2025. As an individual's status changes and additional contacts are made this field could be updated and previous data overwritten. For example, a situation could occur where a subject who had the box checked based on a prior contact, was then contacted today and provided a permanent address. In this scenario, it is possible the "Homeless" box would not be unchecked and this subject would still be considered as "homeless" based on this report's criteria.

Any arrests with missing or incomplete information may not be properly depicted in this report. Arrests may have multiple charges. Arrests are based on original charges and warrants. Voided cancelled, and duplicate arrests/charges are excluded. Juvenile information is not included. Adult bookings without any charges listed tend to be arrests where the Phoenix Police Department is holding the individual for another jurisdiction (Hold/FOJ). Arrests with an associated booking are counted as "BOOKINGS" in this report.




PHOENIX POLICE DEPARTMENT

Crime Analysis and Research Unit

9/2/2025 adh Source: RMS

U:\Ad-Hoc Requests\Internal\56420 adh Wolf_Council Presentation\56420 Arrests Adult_CD.rpt



PHOENIX POLICE DEPARTMENT
Adult Arrests Report - Bookings and CLDs Only
Arrest Location: Council District 3
Arrest Date: 7/1/2025 - 7/31/2025

COUNT OF ARRESTS

	FELONY	MISD	OTHER	Total
Bookings	169	77	2	248
CLDs	1	89	7	97
Total Arrests	170	166	9	345

COUNT OF CHARGES

	FELONY	MISD	OTHER	Total
Bookings	497	149	2	648
CLDs	2	104	4	110
Total Charges	499	253	6	758

TOP 10 CHARGE CODES - FELONY ARRESTS

		Bookings	CLDs	Total
13-901C	PROBATION VIOLATION - PHOENIX	76	0	76
13-3415A	DRUG PARAPHERNALIA-POSSESS/USE	56	1	57
13-3407A1	DANGEROUS DRUG-POSS/USE	47	0	47
13-3408A1	NARCOTIC DRUG-POSSESS/USE (OPIUM/COCAINE)	43	0	43
13-1502A1	CRIM TRESP 3RD DEG/PROPERTY	26	1	27
13-1204	AGGRAVATED ASSAULT - W/FIREARM	15	0	15
13-1602A1	CRIMINAL DAMAGE-DEFACE	11	0	11
13-1805	SHOPLIFTING	9	0	9
13-1819A2	ORG RETAIL THEFT-ARTIFICE	9	0	9
13-3102A4	POSS WPN BY PROHIB PERSON	9	0	9

TOP 10 CHARGE CODES - MISDEMEANOR ARRESTS

		Bookings	CLDs	Total
13-1502A1	CRIM TRESP 3RD DEG/PROPERTY	31	36	67
23-8B	LOITERING IN CLOSED PARK	5	22	27
13-1203A1	ASSAULT INTENTIONAL, KNOWING-MINOR INJURY	17	3	20
13-1602A1	CRIMINAL DAMAGE-DEFACE	14	0	14
13-1805	SHOPLIFTING	8	3	11
13-901C	PROBATION VIOLATION - PHOENIX	9	0	9
13-1802A1	THEFT-ALL OTHER NOT LISTED-MISDEMEANOR	1	3	4
28-1381A1	DUI-IMPAIRED TO SLIGHTEST DEGREE	4	2	6
13-1203A3	ASSAULT-TOUCHING WITH INTENT TO INJURE	3	4	7
13-2810A2	FAIL TO COMPLY-COURT ORDER	7	0	7

Felony Arrests include all arrests where there was at least one felony charge. Misdemeanor Arrests include arrests with no felony charges and at least one misdemeanor charge. Other includes arrests with no felony or misdemeanor charges.

Bookings are arrests with an offender tracking number listed.

CLD's are based on Arrest forms completed in the RMS and may not include Citations (ATTCs) that did not also include an Arrest form.

Any arrests with missing or incomplete information may not be properly depicted in this report. Arrests may have multiple charges. Arrests are based on original charges and warrants. Voided cancelled, and duplicate arrests/charges are excluded. Juvenile information is not included. Adult bookings without any charges listed tend to be arrests where the Phoenix Police Department is holding the individual for another jurisdiction (Hold/FOJ). Arrests with an associated booking are counted as "BOOKINGS" in this report.




PHOENIX POLICE DEPARTMENT

Crime Analysis and Research Unit

9/2/2025 adh Source: RMS

U:\Ad-Hoc Requests\Internal\56420 adh Wolf_Council Presentation\56420 Arrests Adult_CD.rpt



PHOENIX POLICE DEPARTMENT
Adult Arrests Report - Bookings and CLDs Only
Arrest Location: Council District 3
Arrest Date: 7/1/2025 - 7/31/2025

ETHNICITY & RACE

AGE HOMELESS* SEX			HISPANIC				NON-HISPANIC					UNKNOWN			Total
			B	I	W	Total	A	B	I	W	Total	U	W	Total	
18+	No	F	0	0	11	11	0	8	1	16	25	0	0	0	36
		M	1	0	39	40	2	22	8	48	80	0	1	1	121
		Total	1	0	50	51	2	30	9	64	105	0	1	1	157
	Yes	F	0	1	11	12	0	4	5	37	46	1	1	2	60
		M	0	0	32	32	1	13	4	77	95	0	1	1	128
		Total	0	1	43	44	1	17	9	114	141	1	2	3	188
Total		1	1	93	95	3	47	18	178	246	1	3	4	345	
Total Arrests			1	1	93	95	3	47	18	178	246	1	3	4	345

*Counts of individuals with the "Homeless" box checked are based on data as of 9/2/2025. As an individual's status changes and additional contacts are made this field could be updated and previous data overwritten. For example, a situation could occur where a subject who had the box checked based on a prior contact, was then contacted today and provided a permanent address. In this scenario, it is possible the "Homeless" box would not be unchecked and this subject would still be considered as "homeless" based on this report's criteria.

Any arrests with missing or incomplete information may not be properly depicted in this report. Arrests may have multiple charges. Arrests are based on original charges and warrants. Voided cancelled, and duplicate arrests/charges are excluded. Juvenile information is not included. Adult bookings without any charges listed tend to be arrests where the Phoenix Police Department is holding the individual for another jurisdiction (Hold/FOJ). Arrests with an associated booking are counted as "BOOKINGS" in this report.



PHOENIX POLICE DEPARTMENT

Crime Analysis and Research Unit

9/2/2025 adh Source: RMS

U:\Ad-Hoc Requests\Internal\56420 adh Wolf_Council Presentation\56420 Arrests Adult_CD.rpt



PHOENIX POLICE DEPARTMENT
Adult Arrests Report - Bookings and CLDs Only
Arrest Location: Council District 4
Arrest Date: 7/1/2025 - 7/31/2025

COUNT OF ARRESTS

	FELONY	MISD	OTHER	Total
Bookings	354	165	6	525
CLDs	0	115	4	119
Total Arrests	354	280	10	644

COUNT OF CHARGES

	FELONY	MISD	OTHER	Total
Bookings	988	273	6	1267
CLDs	0	149	4	153
Total Charges	988	422	10	1420

TOP 10 CHARGE CODES - FELONY ARRESTS

		Bookings	Total
13-901C	PROBATION VIOLATION - PHOENIX	167	167
13-3415A	DRUG PARAPHERNALIA-POSSESS/USE	111	111
13-3408A1	NARCOTIC DRUG-POSSESS/USE (OPIUM/COCAINE)	78	78
13-3407A1	DANGEROUS DRUG-POSS/USE	81	81
13-1204	AGGRAVATED ASSAULT - W/FIREARM	38	38
13-3102A4	POSS WPN BY PROHIB PERSON	27	27
13-1602A1	CRIMINAL DAMAGE-DEFACE	16	16
13-1502A1	CRIM TRESP 3RD DEG/PROPERTY	19	19
13-1504A1	CRIMINAL TRESPASS 1ST DEG-RESIDENCE	19	19
13-3408A2	NARCOTIC DRUG-POSSESS FOR SALE (OPIUM/COCA)	15	15

TOP 10 CHARGE CODES - MISDEMEANOR ARRESTS

		Bookings	CLDs	Total
13-1502A1	CRIM TRESP 3RD DEG/PROPERTY	30	28	58
13-1203A1	ASSAULT INTENTIONAL, KNOWING-MINOR INJURY	41	2	43
13-1602A1	CRIMINAL DAMAGE-DEFACE	13	0	13
23-52A1	PROSTITUTION (INDIVIDUAL)	14	0	14
28-1381A1	DUI-LIQUOR/DRUGS/VAPORS/COMBO	1	9	10
13-1203A3	ASSAULT-TOUCHING WITH INTENT TO INJURE	11	1	12
23-9	OBSTRUCTING STREETS OR PUBLIC AREAS	6	7	13
28-1381A2	DUI-BAC OF .08 OR MORE	1	12	13
13-1805	SHOPLIFTING	10	1	11
28-3473A	DRIVE W/LIC SUSP/REVOKE/CANC	7	3	10

Felony Arrests include all arrests where there was at least one felony charge. Misdemeanor Arrests include arrests with no felony charges and at least one misdemeanor charge. Other includes arrests with no felony or misdemeanor charges.

Bookings are arrests with an offender tracking number listed.

CLD's are based on Arrest forms completed in the RMS and may not include Citations (ATTCs) that did not also include an Arrest form.

Any arrests with missing or incomplete information may not be properly depicted in this report. Arrests may have multiple charges. Arrests are based on original charges and warrants. Voided cancelled, and duplicate arrests/charges are excluded. Juvenile information is not included. Adult bookings without any charges listed tend to be arrests where the Phoenix Police Department is holding the individual for another jurisdiction (Hold/FOJ). Arrests with an associated booking are counted as "BOOKINGS" in this report.




PHOENIX POLICE DEPARTMENT

Crime Analysis and Research Unit

9/2/2025 adh Source: RMS

U:\Ad-Hoc Requests\Internal\56420 adh Wolf_Council Presentation\56420 Arrests Adult_CD.rpt



PHOENIX POLICE DEPARTMENT
Adult Arrests Report - Bookings and CLDs Only
Arrest Location: Council District 4
Arrest Date: 7/1/2025 - 7/31/2025

ETHNICITY & RACE

AGE HOMELESS* SEX			HISPANIC					NON-HISPANIC						UNKNOWN			Total
			B	I	U	W	Total	A	B	I	U	W	Total	B	W	Total	
18+	No	F	1	0	0	33	34	1	22	5	0	34	62	0	0	0	96
		M	0	3	1	138	142	2	52	11	1	40	106	1	0	1	249
		Total	1	3	1	171	176	3	74	16	1	74	168	1	0	1	345
	Yes	F	0	2	0	32	34	0	17	16	1	29	63	0	0	0	97
		M	2	6	0	77	85	1	48	21	0	46	116	0	1	1	202
		Total	2	8	0	109	119	1	65	37	1	75	179	0	1	1	299
Total		3	11	1	280	295	4	139	53	2	149	347	1	1	2	644	
Total Arrests			3	11	1	280	295	4	139	53	2	149	347	1	1	2	644

*Counts of individuals with the "Homeless" box checked are based on data as of 9/2/2025. As an individual's status changes and additional contacts are made this field could be updated and previous data overwritten. For example, a situation could occur where a subject who had the box checked based on a prior contact, was then contacted today and provided a permanent address. In this scenario, it is possible the "Homeless" box would not be unchecked and this subject would still be considered as "homeless" based on this report's criteria.

Any arrests with missing or incomplete information may not be properly depicted in this report. Arrests may have multiple charges. Arrests are based on original charges and warrants. Voided cancelled, and duplicate arrests/charges are excluded. Juvenile information is not included. Adult bookings without any charges listed tend to be arrests where the Phoenix Police Department is holding the individual for another jurisdiction (Hold/FOJ). Arrests with an associated booking are counted as "BOOKINGS" in this report.




PHOENIX POLICE DEPARTMENT

Crime Analysis and Research Unit

9/2/2025 adh Source: RMS

U:\Ad-Hoc Requests\Internal\56420 adh Wolf_Council Presentation\56420 Arrests Adult_CD.rpt



PHOENIX POLICE DEPARTMENT
Adult Arrests Report - Bookings and CLDs Only
Arrest Location: Council District 5
Arrest Date: 7/1/2025 - 7/31/2025

COUNT OF ARRESTS

	FELONY	MISD	OTHER	Total
Bookings	260	146	1	407
CLDs	0	136	12	148
Total Arrests	260	282	13	555

COUNT OF CHARGES

	FELONY	MISD	OTHER	Total
Bookings	743	235	1	979
CLDs	0	161	10	171
Total Charges	743	396	11	1150

TOP 10 CHARGE CODES - FELONY ARRESTS

		Bookings	Total
13-901C	PROBATION VIOLATION - PHOENIX	150	150
13-3415A	DRUG PARAPHERNALIA-POSSESS/USE	88	88
13-3407A1	DANGEROUS DRUG-POSS/USE	72	72
13-3408A1	NARCOTIC DRUG-POSSESS/USE (OPIUM/COCAINE)	60	60
13-1502A1	CRIM TRESP 3RD DEG/PROPERTY	45	45
13-1204	AGGRAVATED ASSAULT - W/FIREARM	23	23
13-1819A1	ORG RETAIL THEFT-MERCHANDISE	13	13
13-1203A1	ASSAULT INTENTIONAL, KNOWING-MINOR INJURY	12	12
13-1504A1	CRIMINAL TRESPASS 1ST DEG-RESIDENCE	12	12
13-3102A4	POSS WPN BY PROHIB PERSON	10	10

TOP 10 CHARGE CODES - MISDEMEANOR ARRESTS

		Bookings	CLDs	Total
13-1502A1	CRIM TRESP 3RD DEG/PROPERTY	42	60	102
13-1203A1	ASSAULT INTENTIONAL, KNOWING-MINOR INJURY	33	0	33
13-1602A1	CRIMINAL DAMAGE-DEFACE	22	0	22
13-1805	SHOPLIFTING	10	7	17
13-1503A	CRIMINAL TRESPASS 2ND DEG	9	5	14
23-8B	LOITERING IN CLOSED PARK	7	7	14
23-9	OBSTRUCTING STREETS OR PUBLIC AREAS	3	8	11
13-901C	PROBATION VIOLATION - PHOENIX	10	0	10
28-1381A1	DUI-IMPAIRED TO SLIGHTEST DEGREE	3	6	9
13-1805A1	SHOPLIFT-REMOVAL OF GOODS-EMBEZZLEMENT-MIS	6	0	6

Felony Arrests include all arrests where there was at least one felony charge. Misdemeanor Arrests include arrests with no felony charges and at least one misdemeanor charge. Other includes arrests with no felony or misdemeanor charges.

Bookings are arrests with an offender tracking number listed.

CLD's are based on Arrest forms completed in the RMS and may not include Citations (ATTCs) that did not also include an Arrest form.

Any arrests with missing or incomplete information may not be properly depicted in this report. Arrests may have multiple charges. Arrests are based on original charges and warrants. Voided cancelled, and duplicate arrests/charges are excluded. Juvenile information is not included. Adult bookings without any charges listed tend to be arrests where the Phoenix Police Department is holding the individual for another jurisdiction (Hold/FOJ). Arrests with an associated booking are counted as "BOOKINGS" in this report.




PHOENIX POLICE DEPARTMENT

Crime Analysis and Research Unit

9/2/2025 adh Source: RMS

U:\Ad-Hoc Requests\Internal\56420 adh Wolf_Council Presentation\56420 Arrests Adult_CD.rpt



PHOENIX POLICE DEPARTMENT
Adult Arrests Report - Bookings and CLDs Only
Arrest Location: Council District 5
Arrest Date: 7/1/2025 - 7/31/2025

ETHNICITY & RACE

AGE HOMELESS* SEX			HISPANIC				NON-HISPANIC					UNKNOWN				Total
			B	I	W	Total	A	B	I	W	Total	B	U	W	Total	
18+	No	F	0	0	32	32	0	12	6	27	45	0	0	1	1	78
		M	2	2	105	109	3	52	9	31	95	1	1	1	3	207
		Total	2	2	137	141	3	64	15	58	140	1	1	2	4	285
	Yes	F	0	1	22	23	0	27	19	30	76	0	0	0	0	99
		M	1	2	42	45	0	48	25	50	123	0	0	1	1	169
		Total	1	3	64	68	0	75	44	80	199	0	0	1	1	268
Total		3	5	201	209	3	139	59	138	339	1	1	3	5	553	
Under 18	No	M	0	0	2	2	0	0	0	0	0	0	0	0	0	2
		Total	0	0	2	2	0	0	0	0	0	0	0	0	0	2
	Total		0	0	2	2	0	0	0	0	0	0	0	0	0	2
Total Arrests			3	5	203	211	3	139	59	138	339	1	1	3	5	555

*Counts of individuals with the "Homeless" box checked are based on data as of 9/2/2025. As an individual's status changes and additional contacts are made this field could be updated and previous data overwritten. For example, a situation could occur where a subject who had the box checked based on a prior contact, was then contacted today and provided a permanent address. In this scenario, it is possible the "Homeless" box would not be unchecked and this subject would still be considered as "homeless" based on this report's criteria.

Any arrests with missing or incomplete information may not be properly depicted in this report. Arrests may have multiple charges. Arrests are based on original charges and warrants. Voided cancelled, and duplicate arrests/charges are excluded. Juvenile information is not included. Adult bookings without any charges listed tend to be arrests where the Phoenix Police Department is holding the individual for another jurisdiction (Hold/FOJ). Arrests with an associated booking are counted as "BOOKINGS" in this report.



PHOENIX POLICE DEPARTMENT

Crime Analysis and Research Unit

9/2/2025 adh Source: RMS

U:\Ad-Hoc Requests\Internal\56420 adh Wolf_Council Presentation\56420 Arrests Adult_CD.rpt



PHOENIX POLICE DEPARTMENT
Adult Arrests Report - Bookings and CLDs Only
Arrest Location: Council District 6
Arrest Date: 7/1/2025 - 7/31/2025

COUNT OF ARRESTS

	FELONY	MISD	Total
Bookings	48	32	80
CLDs	1	13	14
Total Arrests	49	45	94

COUNT OF CHARGES

	FELONY	MISD	Total
Bookings	117	59	176
CLDs	1	16	17
Total Charges	118	75	193

TOP 10 CHARGE CODES - FELONY ARRESTS

		Bookings	CLDs	Total
13-1204	AGGRAVATED ASSAULT - W/FIREARM	13	0	13
13-3407A1	DANGEROUS DRUG-POSS/USE	8	0	8
13-3415A	DRUG PARAPHERNALIA-POSSESS/USE	7	0	7
13-901C	PROBATION VIOLATION - PHOENIX	7	0	7
13-1502A1	CRIM TRESP 3RD DEG/PROPERTY	5	0	5
13-1602A1	CRIMINAL DAMAGE-DEFACE	5	0	5
13-3408A1	NARCOTIC DRUG-POSSESS/USE (OPIUM/COCAINE)	5	0	5
13-1203A1	ASSAULT INTENTIONAL, KNOWING-MINOR INJURY	4	0	4
13-1802A1	THEFT-POCKET PICK-FELONY	4	0	4
13-1204A2	AGG ASSAULT--OTHER DANGEROUS WPN	2	0	2

TOP 10 CHARGE CODES - MISDEMEANOR ARRESTS

		Bookings	CLDs	Total
13-1203A1	ASSAULT INTENTIONAL, KNOWING-MINOR INJURY	10	0	10
13-1602A1	CRIMINAL DAMAGE-DEFACE	11	0	11
13-1502A1	CRIM TRESP 3RD DEG/PROPERTY	4	3	7
13-1203A3	ASSAULT-TOUCHING WITH INTENT TO INJURE	4	2	6
13-2810A2	FAIL TO COMPLY-COURT ORDER	4	0	4
13-1805A1	SHOPLIFT-REMOVAL OF GOODS-EMBEZZLEMENT-MIS	2	0	2
13-2508A3	RESIST ARREST-PASSIVE RESISTANCE	3	0	3
13-1503A	CRIMINAL TRESPASS 2ND DEG	0	2	2
13-2904A1	DISORDERLY CONDUCT-FIGHTING	1	1	2
28-1381A1	DUI-IMPAIRED TO SLIGHTEST DEGREE	1	1	2

Felony Arrests include all arrests where there was at least one felony charge. Misdemeanor Arrests include arrests with no felony charges and at least one misdemeanor charge. Other includes arrests with no felony or misdemeanor charges.

Bookings are arrests with an offender tracking number listed.

CLD's are based on Arrest forms completed in the RMS and may not include Citations (ATTCs) that did not also include an Arrest form.

Any arrests with missing or incomplete information may not be properly depicted in this report. Arrests may have multiple charges. Arrests are based on original charges and warrants. Voided cancelled, and duplicate arrests/charges are excluded. Juvenile information is not included. Adult bookings without any charges listed tend to be arrests where the Phoenix Police Department is holding the individual for another jurisdiction (Hold/FOJ). Arrests with an associated booking are counted as "BOOKINGS" in this report.




PHOENIX POLICE DEPARTMENT

Crime Analysis and Research Unit

9/2/2025 adh Source: RMS

U:\Ad-Hoc Requests\Internal\56420 adh Wolf_Council Presentation\56420 Arrests Adult_CD.rpt



ETHNICITY & RACE

AGE HOMELESS* SEX			HISPANIC		NON-HISPANIC					UNKNOWN		Total
			W	Total	B	I	U	W	Total	B	Total	
18+	No	F	7	7	6	0	0	8	14	0	0	21
		M	13	13	15	3	1	18	37	1	1	51
		Total	20	20	21	3	1	26	51	1	1	72
	Yes	F	1	1	0	1	0	5	6	0	0	7
		M	1	1	8	0	0	6	14	0	0	15
		Total	2	2	8	1	0	11	20	0	0	22
Total		22	22	29	4	1	37	71	1	1	94	
Total Arrests			22	22	29	4	1	37	71	1	1	94

*Counts of individuals with the "Homeless" box checked are based on data as of 9/2/2025. As an individual's status changes and additional contacts are made this field could be updated and previous data overwritten. For example, a situation could occur where a subject who had the box checked based on a prior contact, was then contacted today and provided a permanent address. In this scenario, it is possible the "Homeless" box would not be unchecked and this subject would still be considered as "homeless" based on this report's criteria.

Any arrests with missing or incomplete information may not be properly depicted in this report. Arrests may have multiple charges. Arrests are based on original charges and warrants. Voided cancelled, and duplicate arrests/charges are excluded. Juvenile information is not included. Adult bookings without any charges listed tend to be arrests where the Phoenix Police Department is holding the individual for another jurisdiction (Hold/FOJ). Arrests with an associated booking are counted as "BOOKINGS" in this report.





PHOENIX POLICE DEPARTMENT
Adult Arrests Report - Bookings and CLDs Only
Arrest Location: Council District 7
Arrest Date: 7/1/2025 - 7/31/2025

COUNT OF ARRESTS

	FELONY	MISD	OTHER	Total
Bookings	234	127	4	365
CLDs	1	102	7	110
Total Arrests	235	229	11	475

COUNT OF CHARGES

	FELONY	MISD	OTHER	Total
Bookings	670	235	4	909
CLDs	2	128	7	137
Total Charges	672	363	11	1046

TOP 10 CHARGE CODES - FELONY ARRESTS

		Bookings	CLDs	Total
13-901C	PROBATION VIOLATION - PHOENIX	123	0	123
13-3415A	DRUG PARAPHERNALIA-POSSESS/USE	63	0	63
13-3408A1	NARCOTIC DRUG-POSSESS/USE (OPIUM/COCAINE)	38	0	38
13-3407A1	DANGEROUS DRUG-POSS/USE	44	0	44
13-1204	AGGRAVATED ASSAULT - W/FIREARM	29	0	29
13-1805A1	SHOPLIFT-REMOVAL OF GOODS-EMBEZZLEMENT-MIS	26	0	26
13-1502A1	CRIM TRESP 3RD DEG/PROPERTY	24	1	25
13-3102A4	POSS WPN BY PROHIB PERSON	16	0	16
13-1602A1	CRIMINAL DAMAGE-DEFACE	14	0	14
13-1203A1	ASSAULT INTENTIONAL, KNOWING-MINOR INJURY	13	0	13

TOP 10 CHARGE CODES - MISDEMEANOR ARRESTS

		Bookings	CLDs	Total
13-1203A1	ASSAULT INTENTIONAL, KNOWING-MINOR INJURY	38	1	39
13-1502A1	CRIM TRESP 3RD DEG/PROPERTY	29	13	42
13-1602A1	CRIMINAL DAMAGE-DEFACE	22	0	22
13-2810A2	FAIL TO COMPLY-COURT ORDER	23	0	23
23-30A	CAMPING ON CITY PROPERTY PROHIBITED	8	10	18
13-1805	SHOPLIFTING	10	5	15
28-1381A1	DUI-LIQUOR/DRUGS/VAPORS/COMBO	0	10	10
28-1381A2	DUI-BAC OF .08 OR MORE	2	9	11
23-9	OBSTRUCTING STREETS OR PUBLIC AREAS	4	6	10
13-1805A1	SHOPLIFTING-REMOVAL OF GOODS	0	6	6

Felony Arrests include all arrests where there was at least one felony charge. Misdemeanor Arrests include arrests with no felony charges and at least one misdemeanor charge. Other includes arrests with no felony or misdemeanor charges.

Bookings are arrests with an offender tracking number listed.

CLD's are based on Arrest forms completed in the RMS and may not include Citations (ATTCs) that did not also include an Arrest form.

Any arrests with missing or incomplete information may not be properly depicted in this report. Arrests may have multiple charges. Arrests are based on original charges and warrants. Voided cancelled, and duplicate arrests/charges are excluded. Juvenile information is not included. Adult bookings without any charges listed tend to be arrests where the Phoenix Police Department is holding the individual for another jurisdiction (Hold/FOJ). Arrests with an associated booking are counted as "BOOKINGS" in this report.




PHOENIX POLICE DEPARTMENT

Crime Analysis and Research Unit

9/2/2025 adh Source: RMS

U:\Ad-Hoc Requests\Internal\56420 adh Wolf_Council Presentation\56420 Arrests Adult_CD.rpt



ETHNICITY & RACE

AGE HOMELESS* SEX			HISPANIC					NON-HISPANIC					UNKNOWN			Total
			B	I	U	W	Total	A	B	I	W	Total	B	W	Total	
18+	No	F	0	1	1	34	36	0	10	8	9	27	1	0	1	64
		M	0	0	1	112	113	0	61	8	36	105	1	4	5	223
		Total	0	1	2	146	149	0	71	16	45	132	2	4	6	287
	Yes	F	0	2	0	20	22	0	13	3	12	28	0	0	0	50
		M	1	1	0	48	50	1	52	7	28	88	0	0	0	138
		Total	1	3	0	68	72	1	65	10	40	116	0	0	0	188
Total		1	4	2	214	221	1	136	26	85	248	2	4	6	475	
Total Arrests			1	4	2	214	221	1	136	26	85	248	2	4	6	475

*Counts of individuals with the "Homeless" box checked are based on data as of 9/2/2025. As an individual's status changes and additional contacts are made this field could be updated and previous data overwritten. For example, a situation could occur where a subject who had the box checked based on a prior contact, was then contacted today and provided a permanent address. In this scenario, it is possible the "Homeless" box would not be unchecked and this subject would still be considered as "homeless" based on this report's criteria.

Any arrests with missing or incomplete information may not be properly depicted in this report. Arrests may have multiple charges. Arrests are based on original charges and warrants. Voided cancelled, and duplicate arrests/charges are excluded. Juvenile information is not included. Adult bookings without any charges listed tend to be arrests where the Phoenix Police Department is holding the individual for another jurisdiction (Hold/FOJ). Arrests with an associated booking are counted as "BOOKINGS" in this report.





PHOENIX POLICE DEPARTMENT
Adult Arrests Report - Bookings and CLDs Only
Arrest Location: Council District 8
Arrest Date: 7/1/2025 - 7/31/2025

COUNT OF ARRESTS

	FELONY	MISD	OTHER	Total
Bookings	299	162	5	466
CLDs	0	96	7	103
Total Arrests	299	258	12	569

COUNT OF CHARGES

	FELONY	MISD	OTHER	Total
Bookings	859	280	5	1144
CLDs	0	130	5	135
Total Charges	859	410	10	1279

TOP 10 CHARGE CODES - FELONY ARRESTS

		Bookings	Total
13-901C	PROBATION VIOLATION - PHOENIX	95	95
13-3415A	DRUG PARAPHERNALIA-POSSESS/USE	98	98
13-3408A1	NARCOTIC DRUG-POSSESS/USE (OPIUM/COCAINE)	65	65
13-3407A1	DANGEROUS DRUG-POSS/USE	77	77
13-1204	AGGRAVATED ASSAULT - W/FIREARM	49	49
13-1502A1	CRIM TRESP 3RD DEG/PROPERTY	21	21
13-1805I	ARTIFICE-INTENT FACIL SHPLFT	16	16
13-1203A1	ASSAULT INTENTIONAL, KNOWING-MINOR INJURY	15	15
13-1805	SHOPLIFTING	14	14
13-1602A1	CRIMINAL DAMAGE-DEFACE	12	12

TOP 10 CHARGE CODES - MISDEMEANOR ARRESTS

		Bookings	CLDs	Total
13-1502A1	CRIM TRESP 3RD DEG/PROPERTY	37	20	57
13-1203A1	ASSAULT INTENTIONAL, KNOWING-MINOR INJURY	40	3	43
13-1805	SHOPLIFTING	14	9	23
13-1602A1	CRIMINAL DAMAGE-DEFACE	18	0	18
13-1203A3	ASSAULT-TOUCHING WITH INTENT TO INJURE	13	2	15
28-1381A1	DUI-IMPAIRED TO SLIGHTEST DEGREE	5	2	7
13-1503A	CRIMINAL TRESPASS 2ND DEG	10	1	11
13-1805A1	SHOPLIFTING-REMOVAL OF GOODS	0	5	5
13-2904A1	DISORDERLY CONDUCT-FIGHTING	8	1	9
23-9	OBSTRUCTING STREETS OR PUBLIC AREAS	1	8	9

Felony Arrests include all arrests where there was at least one felony charge. Misdemeanor Arrests include arrests with no felony charges and at least one misdemeanor charge. Other includes arrests with no felony or misdemeanor charges.

Bookings are arrests with an offender tracking number listed.

CLD's are based on Arrest forms completed in the RMS and may not include Citations (ATTCs) that did not also include an Arrest form.

Any arrests with missing or incomplete information may not be properly depicted in this report. Arrests may have multiple charges. Arrests are based on original charges and warrants. Voided cancelled, and duplicate arrests/charges are excluded. Juvenile information is not included. Adult bookings without any charges listed tend to be arrests where the Phoenix Police Department is holding the individual for another jurisdiction (Hold/FOJ). Arrests with an associated booking are counted as "BOOKINGS" in this report.




PHOENIX POLICE DEPARTMENT

Crime Analysis and Research Unit

9/2/2025 adh Source: RMS

U:\Ad-Hoc Requests\Internal\56420 adh Wolf_Council Presentation\56420 Arrests Adult_CD.rpt



PHOENIX POLICE DEPARTMENT
Adult Arrests Report - Bookings and CLDs Only
Arrest Location: Council District 8
Arrest Date: 7/1/2025 - 7/31/2025

ETHNICITY & RACE

AGE HOMELESS* SEX			HISPANIC					NON-HISPANIC					UNKNOWN		Total	
			B	I	U	W	Total	A	B	I	U	W	Total	B		Total
18+	No	F	1	2	0	44	47	1	26	8	0	22	57	0	0	104
		M	0	1	1	103	105	0	68	20	1	44	133	1	1	239
		Total	1	3	1	147	152	1	94	28	1	66	190	1	1	343
	Yes	F	0	1	0	12	13	0	10	7	0	21	38	0	0	51
		M	0	2	0	44	46	1	59	14	0	54	128	0	0	174
		Total	0	3	0	56	59	1	69	21	0	75	166	0	0	225
Total		1	6	1	203	211	2	163	49	1	141	356	1	1	568	
Under 18	No	M	0	0	0	1	1	0	0	0	0	0	0	0	0	1
		Total	0	0	0	1	1	0	0	0	0	0	0	0	0	1
	Total		0	0	0	1	1	0	0	0	0	0	0	0	0	1
Total Arrests			1	6	1	204	212	2	163	49	1	141	356	1	1	569

*Counts of individuals with the "Homeless" box checked are based on data as of 9/2/2025. As an individual's status changes and additional contacts are made this field could be updated and previous data overwritten. For example, a situation could occur where a subject who had the box checked based on a prior contact, was then contacted today and provided a permanent address. In this scenario, it is possible the "Homeless" box would not be unchecked and this subject would still be considered as "homeless" based on this report's criteria.

Any arrests with missing or incomplete information may not be properly depicted in this report. Arrests may have multiple charges. Arrests are based on original charges and warrants. Voided cancelled, and duplicate arrests/charges are excluded. Juvenile information is not included. Adult bookings without any charges listed tend to be arrests where the Phoenix Police Department is holding the individual for another jurisdiction (Hold/FOJ). Arrests with an associated booking are counted as "BOOKINGS" in this report.



PHOENIX POLICE DEPARTMENT

Crime Analysis and Research Unit

9/2/2025 adh Source: RMS

U:\Ad-Hoc Requests\Internal\56420 adh Wolf_Council Presentation\56420 Arrests Adult_CD.rpt



PHOENIX POLICE DEPARTMENT
Adult Arrests Report - Bookings and CLDs Only
Arrest Location: No Council District Listed
Arrest Date: 7/1/2025 - 7/31/2025

COUNT OF ARRESTS

	FELONY	MISD	OTHER	Total
Bookings	241	119	3	363
CLDs	0	78	7	85
Total Arrests	241	197	10	448

COUNT OF CHARGES

	FELONY	MISD	OTHER	Total
Bookings	754	216	3	973
CLDs	0	118	8	126
Total Charges	754	334	11	1099

TOP 10 CHARGE CODES - FELONY ARRESTS

		Bookings	Total
13-901C	PROBATION VIOLATION - PHOENIX	97	97
13-3415A	DRUG PARAPHERNALIA-POSSESS/USE	61	61
13-3407A1	DANGEROUS DRUG-POSS/USE	50	50
13-1204	AGGRAVATED ASSAULT - W/FIREARM	43	43
13-3408A1	NARCOTIC DRUG-POSSESS/USE (OPIUM/COCAINE)	40	40
13-3102A4	POSS WPN BY PROHIB PERSON	32	32
13-1819A1	ORG RETAIL THEFT-MERCHANDISE	18	18
13-1602A1	CRIMINAL DAMAGE-DEFACE	12	12
28-622.01	UNLAW FLIGHT FROM LAW ENF VEH	15	15
13-1819A	ORGANIZED RETAIL THEFT	12	12

TOP 10 CHARGE CODES - MISDEMEANOR ARRESTS

		Bookings	CLDs	Total
13-1502A1	CRIM TRESP 3RD DEG/PROPERTY	28	13	41
13-1203A1	ASSAULT INTENTIONAL, KNOWING-MINOR INJURY	25	0	25
13-1602A1	CRIMINAL DAMAGE-DEFACE	20	0	20
28-1381A1	DUI-IMPAIRED TO SLIGHTEST DEGREE	4	6	10
28-708A	RACING/EXHIBITION OF SPEED	0	14	14
28-3473A	DRIVE W/LIC SUSP/REVOKE/CANC	8	4	12
13-901C	PROBATION VIOLATION - PHOENIX	11	0	11
13-1805	SHOPLIFTING	10	0	10
28-693A	RECKLESS DRIVING	5	5	10
28-1381A2	DUI-BAC OF .08 OR MORE	2	7	9

Felony Arrests include all arrests where there was at least one felony charge. Misdemeanor Arrests include arrests with no felony charges and at least one misdemeanor charge. Other includes arrests with no felony or misdemeanor charges.

Bookings are arrests with an offender tracking number listed.

CLD's are based on Arrest forms completed in the RMS and may not include Citations (ATTCs) that did not also include an Arrest form.

Any arrests with missing or incomplete information may not be properly depicted in this report. Arrests may have multiple charges. Arrests are based on original charges and warrants. Voided cancelled, and duplicate arrests/charges are excluded. Juvenile information is not included. Adult bookings without any charges listed tend to be arrests where the Phoenix Police Department is holding the individual for another jurisdiction (Hold/FOJ). Arrests with an associated booking are counted as "BOOKINGS" in this report.




PHOENIX POLICE DEPARTMENT

Crime Analysis and Research Unit

9/2/2025 adh Source: RMS

U:\Ad-Hoc Requests\Internal\56420 adh Wolf_Council Presentation\56420 Arrests Adult_CD.rpt



PHOENIX POLICE DEPARTMENT
Adult Arrests Report - Bookings and CLDs Only
Arrest Location: No Council District Listed
Arrest Date: 7/1/2025 - 7/31/2025

ETHNICITY & RACE

AGE HOMELESS* SEX			HISPANIC					NON-HISPANIC					UNKNOWN					Total
			A	B	I	W	Total	A	B	I	W	Total	B	I	U	W	Total	
18+	No	F	0	0	3	16	19	0	12	4	16	32	2	0	0	0	2	53
		M	0	0	1	114	115	1	45	13	53	112	2	0	0	3	5	232
		Total	0	0	4	130	134	1	57	17	69	144	4	0	0	3	7	285
	Yes	F	1	0	0	7	8	0	11	7	23	41	0	1	1	0	2	51
		M	0	1	0	30	31	0	27	10	39	76	0	0	0	3	3	110
		Total	1	1	0	37	39	0	38	17	62	117	0	1	1	3	5	161
Total		1	1	4	167	173	1	95	34	131	261	4	1	1	6	12	446	
Under 18	No	F	0	0	0	1	1	0	0	0	0	0	0	0	0	0	0	1
		M	0	0	0	1	1	0	0	0	0	0	0	0	0	0	0	1
		Total	0	0	0	2	2	0	0	0	0	0	0	0	0	0	0	2
	Total		0	0	0	2	2	0	0	0	0	0	0	0	0	0	0	2
Total Arrests			1	1	4	169	175	1	95	34	131	261	4	1	1	6	12	448

*Counts of individuals with the "Homeless" box checked are based on data as of 9/2/2025. As an individual's status changes and additional contacts are made this field could be updated and previous data overwritten. For example, a situation could occur where a subject who had the box checked based on a prior contact, was then contacted today and provided a permanent address. In this scenario, it is possible the "Homeless" box would not be unchecked and this subject would still be considered as "homeless" based on this report's criteria.

The council district groupings in this report are based on georeferenced addresses and may change as the geobase is improved and/or updated.

Addresses with no council district listed could possibly exist within a county island, be located outside of the city's geographic boundaries, or there might be an error in either the way the address was entered or in the geobase which prevented the address from being assigned a council district in the data.

Any arrests with missing or incomplete information may not be properly depicted in this report. Arrests may have multiple charges. Arrests are based on original charges and warrants. Voided cancelled, and duplicate arrests/charges are excluded. Juvenile information is not included. Adult bookings without any charges listed tend to be arrests where the Phoenix Police Department is holding the individual for another jurisdiction (Hold/FOJ). Arrests with an associated booking are counted as "BOOKINGS" in this report.




PHOENIX POLICE DEPARTMENT

Crime Analysis and Research Unit

9/2/2025 adh Source: RMS

U:\Ad-Hoc Requests\Internal\56420 adh Wolf_Council Presentation\56420 Arrests Adult_CD.rpt



PHOENIX POLICE DEPARTMENT
Juvenile Arrests Report
Arrest Location: Council District 1
Arrest Date: 7/1/2025 - 7/31/2025

Addendum C6

COUNT OF ARRESTS

	FELONY	MISD	OTHER	Total
Detained / Taken Into Custody	2	4	1	7
Juvenile Referred / Released	0	1	0	1
Submittals / Re-Submittals	1	0	0	1
Total Arrests	3	5	1	9

COUNT OF CHARGES

	FELONY	MISD	OTHER	Total
Detained / Taken Into Custody	2	4	1	7
Juvenile Referred / Released	0	1	0	1
Submittals / Re-Submittals	1	0	0	1
Total Arrests	3	5	1	9

TOP 10 CHARGE CODES - FELONY ARRESTS

	Total
13-1204 AGGRAVATED ASSAULT-MINOR OR NO INJURY	2
13-1203A1 ASSAULT INTENTIONAL, KNOWING-MINOR INJURY	1
13-1204A5 AGG ASSAULT-ENTER RESIDENCE--MINOR OR NO INJURY	1
13-1507A BURGLARY 2ND DEGREE-RESIDENTIAL	1

TOP 10 CHARGE CODES - MISDEMEANOR ARRESTS

	Total
13-1602A1 CRIMINAL DAMAGE-DEFACE-\$250-\$1000	1
13-1203A1 ASSAULT INTENTIONAL, KNOWING-PHYS INJURY	1
13-1803A2 UNLAWFUL USE OF MEANS OF TRANSP-PASSENGER (AUTO)	1
13-3102A1B CARRY DEADLY WEAPON-FAIL TO ADMIT	1
13-3102A2 CARRY DEADLY WPN < 21 YOA	1
13-3111 MINOR CARRYING FIREARM	1

Felony Arrests include all arrests where there was at least one felony charge. Misdemeanor Arrests include arrests with no felony charges and at least one misdemeanor charge. Other includes arrests with no felony or misdemeanor charges.

Any arrests with missing or incomplete information may not be properly depicted in this report. Arrests may have multiple charges. Arrests are based on original charges and warrants. Voided cancelled, and duplicate arrests/charges are excluded. Juvenile information is not included. Adult bookings without any charges listed tend to be arrests where the Phoenix Police Department is holding the individual for another jurisdiction (Hold/FOJ). Arrests with an associated booking are counted as "BOOKINGS" in this report.




PHOENIX POLICE DEPARTMENT

Crime Analysis and Research Unit

9/2/2025 adh Source: RMS

U:\Ad-Hoc Requests\Internal\56420 adh Wolf_Council Presentation\56420 Arrests Juv_CD.rpt



PHOENIX POLICE DEPARTMENT
Juvenile Arrests Report
Arrest Location: Council District 1
Arrest Date: 7/1/2025 - 7/31/2025

ETHNICITY & RACE

HOMELESS*	SEX	HISPANIC		NON-HISPANIC				Total
		W	Total	A	B	W	Total	
No	F	1	1	0	1	0	1	2
	M	1	1	1	2	3	6	7
	Total	2	2	1	3	3	7	9
Total Arrests		2	2	1	3	3	7	9

*Counts of individuals with the "Homeless" box checked are based on data as of 9/2/2025. As an individual's status changes and additional contacts are made this field could be updated and previous data overwritten. For example, a situation could occur where a subject who had the box checked based on a prior contact, was then contacted today and provided a permanent address. In this scenario, it is possible the "Homeless" box would not be unchecked and this subject would still be considered as "homeless" based on this report's criteria.

Any arrests with missing or incomplete information may not be properly depicted in this report. Arrests may have multiple charges. Arrests are based on original charges and warrants. Voided cancelled, and duplicate arrests/charges are excluded. Juvenile information is not included. Adult bookings without any charges listed tend to be arrests where the Phoenix Police Department is holding the individual for another jurisdiction (Hold/FOJ). Arrests with an associated booking are counted as "BOOKINGS" in this report.




PHOENIX POLICE DEPARTMENT

Crime Analysis and Research Unit

9/2/2025 adh Source: RMS

U:\Ad-Hoc Requests\Internal\56420 adh Wolf_Council Presentation\56420 Arrests Juv_CD.rpt



PHOENIX POLICE DEPARTMENT
Juvenile Arrests Report
Arrest Location: Council District 2
Arrest Date: 7/1/2025 - 7/31/2025

COUNT OF ARRESTS

	OTHER	Total
Detained / Taken Into Custody	1	1
Total Arrests	1	1

COUNT OF CHARGES

	OTHER	Total
Detained / Taken Into Custody	1	1
Total Arrests	1	1

TOP 10 CHARGE CODES - FELONY ARRESTS

TOP 10 CHARGE CODES - MISDEMEANOR ARRESTS

Felony Arrests include all arrests where there was at least one felony charge. Misdemeanor Arrests include arrests with no felony charges and at least one misdemeanor charge. Other includes arrests with no felony or misdemeanor charges.

Any arrests with missing or incomplete information may not be properly depicted in this report. Arrests may have multiple charges. Arrests are based on original charges and warrants. Voided cancelled, and duplicate arrests/charges are excluded. Juvenile information is not included. Adult bookings without any charges listed tend to be arrests where the Phoenix Police Department is holding the individual for another jurisdiction (Hold/FOJ). Arrests with an associated booking are counted as "BOOKINGS" in this report.




PHOENIX POLICE DEPARTMENT

Crime Analysis and Research Unit

9/2/2025 adh Source: RMS

U:\Ad-Hoc Requests\Internal\56420 adh Wolf_Council Presentation\56420 Arrests Juv_CD.rpt




ETHNICITY & RACE

HOMELESS*	SEX	NON-HISPANIC		Total
		W	Total	
No	F	1	1	1
	Total	1	1	1
Total Arrests		1	1	1

*Counts of individuals with the "Homeless" box checked are based on data as of 9/2/2025. As an individual's status changes and additional contacts are made this field could be updated and previous data overwritten. For example, a situation could occur where a subject who had the box checked based on a prior contact, was then contacted today and provided a permanent address. In this scenario, it is possible the "Homeless" box would not be unchecked and this subject would still be considered as "homeless" based on this report's criteria.

Any arrests with missing or incomplete information may not be properly depicted in this report. Arrests may have multiple charges. Arrests are based on original charges and warrants. Voided cancelled, and duplicate arrests/charges are excluded. Juvenile information is not included. Adult bookings without any charges listed tend to be arrests where the Phoenix Police Department is holding the individual for another jurisdiction (Hold/FOJ). Arrests with an associated booking are counted as "BOOKINGS" in this report.





PHOENIX POLICE DEPARTMENT
Juvenile Arrests Report
Arrest Location: Council District 3
Arrest Date: 7/1/2025 - 7/31/2025

COUNT OF ARRESTS

	FELONY	MISD	Total
Detained / Taken Into Custody	6	2	8
Submittals / Re-Submittals	1	0	1
Total Arrests	7	2	9

COUNT OF CHARGES

	FELONY	MISD	Total
Detained / Taken Into Custody	6	2	8
Submittals / Re-Submittals	1	0	1
Total Arrests	7	2	9

TOP 10 CHARGE CODES - FELONY ARRESTS

	Total
13-1803A2 UNLAWFUL USE OF MEANS OF TRANSP-PASSENGER (AUTO)	2
28-622.01 UNLAW FLIGHT FROM LAW ENF VEH	2
13-1203A1 ASSAULT INTENTIONAL, KNOWING-MINOR INJURY	1
13-1203A2 ASSAULT-APPREHENSION OF PHYSICAL INJURY	1
13-1602 CRIMINAL DAMAGE-DEFACE	1
13-1602A1 CRIMINAL DAMAGE-DEFACE	1
13-1803 UNLAW USE OF MEANS OF TRANSP-PASSENGER (AUTO)	1
13-1814A THEFT OF MEANS OF TRANS - STOLEN PHOENIX (AUTO)	1
13-1814A5 POSSESSION OF STOLEN VEHICLE	1

TOP 10 CHARGE CODES - MISDEMEANOR ARRESTS

	Total
13-1202A1 THREATEN/INTIMIDATE-PERSONAL INJURY/DAMAGE PROPER	1
13-1204A8A AGG ASSAULT-FIRST RESPONDER--MINOR OR NO INJURY	1
13-1602A CRIMINAL DAMAGE-DEFACE	1
13-1803A2 UNLAWFUL USE OF MEANS OF TRANSP-PASSENGER (AUTO)	1

Felony Arrests include all arrests where there was at least one felony charge. Misdemeanor Arrests include arrests with no felony charges and at least one misdemeanor charge. Other includes arrests with no felony or misdemeanor charges.

Any arrests with missing or incomplete information may not be properly depicted in this report. Arrests may have multiple charges. Arrests are based on original charges and warrants. Voided cancelled, and duplicate arrests/charges are excluded. Juvenile information is not included. Adult bookings without any charges listed tend to be arrests where the Phoenix Police Department is holding the individual for another jurisdiction (Hold/FOJ). Arrests with an associated booking are counted as "BOOKINGS" in this report.




PHOENIX POLICE DEPARTMENT

Crime Analysis and Research Unit

9/2/2025 adh Source: RMS

U:\Ad-Hoc Requests\Internal\56420 adh Wolf_Council Presentation\56420 Arrests Juv_CD.rpt



PHOENIX POLICE DEPARTMENT
Juvenile Arrests Report
Arrest Location: Council District 3
Arrest Date: 7/1/2025 - 7/31/2025

ETHNICITY & RACE

HOMELESS*	SEX	HISPANIC		NON-HISPANIC			UNKNOWN		Total
		W	Total	B	W	Total	W	Total	
No	F	1	1	0	0	0	0	0	1
	M	3	3	1	3	4	1	1	8
	Total	4	4	1	3	4	1	1	9
Total Arrests		4	4	1	3	4	1	1	9

*Counts of individuals with the "Homeless" box checked are based on data as of 9/2/2025. As an individual's status changes and additional contacts are made this field could be updated and previous data overwritten. For example, a situation could occur where a subject who had the box checked based on a prior contact, was then contacted today and provided a permanent address. In this scenario, it is possible the "Homeless" box would not be unchecked and this subject would still be considered as "homeless" based on this report's criteria.

Any arrests with missing or incomplete information may not be properly depicted in this report. Arrests may have multiple charges. Arrests are based on original charges and warrants. Voided cancelled, and duplicate arrests/charges are excluded. Juvenile information is not included. Adult bookings without any charges listed tend to be arrests where the Phoenix Police Department is holding the individual for another jurisdiction (Hold/FOJ). Arrests with an associated booking are counted as "BOOKINGS" in this report.



PHOENIX POLICE DEPARTMENT

Crime Analysis and Research Unit

9/2/2025 adh Source: RMS

U:\Ad-Hoc Requests\Internal\56420 adh Wolf_Council Presentation\56420 Arrests Juv_CD.rpt



PHOENIX POLICE DEPARTMENT
Juvenile Arrests Report
Arrest Location: Council District 4
Arrest Date: 7/1/2025 - 7/31/2025

COUNT OF ARRESTS

	FELONY	MISD	Total
Detained / Taken Into Custody	3	3	6
Submittals / Re-Submittals	0	1	1
Total Arrests	3	4	7

COUNT OF CHARGES

	FELONY	MISD	Total
Detained / Taken Into Custody	3	3	6
Submittals / Re-Submittals	0	1	1
Total Arrests	3	4	7

TOP 10 CHARGE CODES - FELONY ARRESTS

	Total
13-1203A1 ASSAULT INTENTIONAL, KNOWING-MINOR INJURY	3
13-1204 AGGRAVATED ASSAULT-MINOR OR NO INJURY	2
13-1602A1 CRIMINAL DAMAGE-DEFACE	1
13-2402A2 OBSTRUCT GOVERNMENT OPERATION-LAW OFFICER	1
13-2508A3 RESIST ARREST-PASSIVE RESISTANCE	1

TOP 10 CHARGE CODES - MISDEMEANOR ARRESTS

	Total
13-1203A1 ASSAULT INTENTIONAL, KNOWING-MINOR INJURY	1
13-1410 MOLESTATION OF CHILD	1
13-1602A1 CRIMINAL DAMAGE-DEFACE-\$250-\$1000	1

Felony Arrests include all arrests where there was at least one felony charge. Misdemeanor Arrests include arrests with no felony charges and at least one misdemeanor charge. Other includes arrests with no felony or misdemeanor charges.

Any arrests with missing or incomplete information may not be properly depicted in this report. Arrests may have multiple charges. Arrests are based on original charges and warrants. Voided cancelled, and duplicate arrests/charges are excluded. Juvenile information is not included. Adult bookings without any charges listed tend to be arrests where the Phoenix Police Department is holding the individual for another jurisdiction (Hold/FOJ). Arrests with an associated booking are counted as "BOOKINGS" in this report.




PHOENIX POLICE DEPARTMENT

Crime Analysis and Research Unit

9/2/2025 adh Source: RMS

U:\Ad-Hoc Requests\Internal\56420 adh Wolf_Council Presentation\56420 Arrests Juv_CD.rpt



PHOENIX POLICE DEPARTMENT
Juvenile Arrests Report
Arrest Location: Council District 4
Arrest Date: 7/1/2025 - 7/31/2025

ETHNICITY & RACE

HOMELESS*	SEX	HISPANIC		NON-HISPANIC			Total
		W	Total	A	W	Total	
No	F	2	2	0	0	0	2
	M	3	3	1	1	2	5
	Total	5	5	1	1	2	7
Total Arrests		5	5	1	1	2	7

*Counts of individuals with the "Homeless" box checked are based on data as of 9/2/2025. As an individual's status changes and additional contacts are made this field could be updated and previous data overwritten. For example, a situation could occur where a subject who had the box checked based on a prior contact, was then contacted today and provided a permanent address. In this scenario, it is possible the "Homeless" box would not be unchecked and this subject would still be considered as "homeless" based on this report's criteria.

Any arrests with missing or incomplete information may not be properly depicted in this report. Arrests may have multiple charges. Arrests are based on original charges and warrants. Voided cancelled, and duplicate arrests/charges are excluded. Juvenile information is not included. Adult bookings without any charges listed tend to be arrests where the Phoenix Police Department is holding the individual for another jurisdiction (Hold/FOJ). Arrests with an associated booking are counted as "BOOKINGS" in this report.



PHOENIX POLICE DEPARTMENT

Crime Analysis and Research Unit

9/2/2025 adh Source: RMS

U:\Ad-Hoc Requests\Internal\56420 adh Wolf_Council Presentation\56420 Arrests Juv_CD.rpt



PHOENIX POLICE DEPARTMENT
Juvenile Arrests Report
Arrest Location: Council District 5
Arrest Date: 7/1/2025 - 7/31/2025

COUNT OF ARRESTS

	FELONY	MISD	OTHER	Total
Detained / Taken Into Custody	6	3	1	10
Juvenile Referred / Released	3	2	0	5
Submittals / Re-Submittals	1	0	0	1
Total Arrests	10	5	1	16

COUNT OF CHARGES

	FELONY	MISD	OTHER	Total
Detained / Taken Into Custody	6	3	1	10
Juvenile Referred / Released	3	2	0	5
Submittals / Re-Submittals	1	0	0	1
Total Arrests	10	5	1	16

TOP 10 CHARGE CODES - FELONY ARRESTS

	Total
13-1203A1 ASSAULT INTENTIONAL, KNOWING-MINOR INJURY	3
13-1602A1 CRIMINAL DAMAGE-DEFACE	1
13-1203A3 ASSAULT-TOUCHING WITH INTENT TO INJURE	1
13-1204 AGGRAVATED ASSAULT-HAND/FIST/FEET W/AGG INJURY	1
13-1805A5 SHOPLIFT-CONCEALMENT-FELONY	1
13-1814A POSSESSION OF STOLEN VEHICLE	1
13-1814A5 POSSESSION OF STOLEN VEHICLE	1
13-3102A MISCONDUCT INVOLVING WEAPONS	1
13-3102A1B CARRY DEADLY WEAPON-FAIL TO ADMIT	1
13-3102A2 CARRY DEADLY WPN < 21 YOA	1

TOP 10 CHARGE CODES - MISDEMEANOR ARRESTS

	Total
13-1602A1 CRIMINAL DAMAGE-DEFACE	1
13-1203A1 ASSAULT INTENTIONAL, KNOWING-MINOR INJURY	1
13-1805A5 SHOPLIFT-CONCEALMENT-MISDEMEANOR	1
13-3102A1B CARRY DEADLY WEAPON-FAIL TO ADMIT	1
13-3102A2 CARRY DEADLY WPN < 21 YOA	1
13-3111A MINOR-POSSESSION OF A FIREARM	1

Felony Arrests include all arrests where there was at least one felony charge. Misdemeanor Arrests include arrests with no felony charges and at least one misdemeanor charge. Other includes arrests with no felony or misdemeanor charges.

Any arrests with missing or incomplete information may not be properly depicted in this report. Arrests may have multiple charges. Arrests are based on original charges and warrants. Voided cancelled, and duplicate arrests/charges are excluded. Juvenile information is not included. Adult bookings without any charges listed tend to be arrests where the Phoenix Police Department is holding the individual for another jurisdiction (Hold/FOJ). Arrests with an associated booking are counted as "BOOKINGS" in this report.




PHOENIX POLICE DEPARTMENT

Crime Analysis and Research Unit

9/2/2025 adh Source: RMS

U:\Ad-Hoc Requests\Internal\56420 adh Wolf_Council Presentation\56420 Arrests Juv_CD.rpt



PHOENIX POLICE DEPARTMENT
Juvenile Arrests Report
Arrest Location: Council District 5
Arrest Date: 7/1/2025 - 7/31/2025

ETHNICITY & RACE

HOMELESS*	SEX	HISPANIC		NON-HISPANIC				Total
		W	Total	B	I	W	Total	
No	F	4	4	1	0	0	1	5
	M	5	5	2	1	3	6	11
	Total	9	9	3	1	3	7	16
Total Arrests		9	9	3	1	3	7	16

*Counts of individuals with the "Homeless" box checked are based on data as of 9/2/2025. As an individual's status changes and additional contacts are made this field could be updated and previous data overwritten. For example, a situation could occur where a subject who had the box checked based on a prior contact, was then contacted today and provided a permanent address. In this scenario, it is possible the "Homeless" box would not be unchecked and this subject would still be considered as "homeless" based on this report's criteria.

Any arrests with missing or incomplete information may not be properly depicted in this report. Arrests may have multiple charges. Arrests are based on original charges and warrants. Voided cancelled, and duplicate arrests/charges are excluded. Juvenile information is not included. Adult bookings without any charges listed tend to be arrests where the Phoenix Police Department is holding the individual for another jurisdiction (Hold/FOJ). Arrests with an associated booking are counted as "BOOKINGS" in this report.




PHOENIX POLICE DEPARTMENT

Crime Analysis and Research Unit

9/2/2025 adh Source: RMS

U:\Ad-Hoc Requests\Internal\56420 adh Wolf_Council Presentation\56420 Arrests Juv_CD.rpt



PHOENIX POLICE DEPARTMENT
Juvenile Arrests Report
Arrest Location: Council District 6
Arrest Date: 7/1/2025 - 7/31/2025

COUNT OF ARRESTS

	FELONY	Total
Detained / Taken Into Custody	1	1
Total Arrests	1	1

COUNT OF CHARGES

	FELONY	Total
Detained / Taken Into Custody	1	1
Total Arrests	1	1

TOP 10 CHARGE CODES - FELONY ARRESTS

	Total
13-1805I ARTIFICE-INTENT FACIL SHPLFT	1

TOP 10 CHARGE CODES - MISDEMEANOR ARRESTS

Felony Arrests include all arrests where there was at least one felony charge. Misdemeanor Arrests include arrests with no felony charges and at least one misdemeanor charge. Other includes arrests with no felony or misdemeanor charges.

Any arrests with missing or incomplete information may not be properly depicted in this report. Arrests may have multiple charges. Arrests are based on original charges and warrants. Voided cancelled, and duplicate arrests/charges are excluded. Juvenile information is not included. Adult bookings without any charges listed tend to be arrests where the Phoenix Police Department is holding the individual for another jurisdiction (Hold/FOJ). Arrests with an associated booking are counted as "BOOKINGS" in this report.




PHOENIX POLICE DEPARTMENT

Crime Analysis and Research Unit

9/2/2025 adh Source: RMS

U:\Ad-Hoc Requests\Internal\56420 adh Wolf_Council Presentation\56420 Arrests Juv_CD.rpt




ETHNICITY & RACE

HOMELESS*	SEX	HISPANIC		Total
		W	Total	
No	F	1	1	1
	Total	1	1	1
Total Arrests		1	1	1

*Counts of individuals with the "Homeless" box checked are based on data as of 9/2/2025. As an individual's status changes and additional contacts are made this field could be updated and previous data overwritten. For example, a situation could occur where a subject who had the box checked based on a prior contact, was then contacted today and provided a permanent address. In this scenario, it is possible the "Homeless" box would not be unchecked and this subject would still be considered as "homeless" based on this report's criteria.

Any arrests with missing or incomplete information may not be properly depicted in this report. Arrests may have multiple charges. Arrests are based on original charges and warrants. Voided cancelled, and duplicate arrests/charges are excluded. Juvenile information is not included. Adult bookings without any charges listed tend to be arrests where the Phoenix Police Department is holding the individual for another jurisdiction (Hold/FOJ). Arrests with an associated booking are counted as "BOOKINGS" in this report.



PHOENIX POLICE DEPARTMENT
Juvenile Arrests Report
Arrest Location: Council District 7
Arrest Date: 7/1/2025 - 7/31/2025

COUNT OF ARRESTS

	FELONY	MISD	Total
Detained / Taken Into Custody	9	11	20
Juvenile Referred / Released	2	0	2
Submittals / Re-Submittals	0	2	2
Total Arrests	11	13	24

COUNT OF CHARGES

	FELONY	MISD	Total
Detained / Taken Into Custody	9	11	20
Juvenile Referred / Released	2	0	2
Submittals / Re-Submittals	0	2	2
Total Arrests	11	13	24

TOP 10 CHARGE CODES - FELONY ARRESTS

	Total
13-1209A DRIVE BY SHOOTING	2
13-1104 MURDER 2ND DEGREE	1
13-1203A1 ASSAULT INTENTIONAL, KNOWING-MINOR INJURY	1
13-1203A3 ASSAULT-TOUCHING WITH INTENT TO INJURE	1
13-1204 AGGRAVATED ASSAULT - W/FIREARM	1
13-1504A2 CRIMINAL TRESPASS 1ST DEG-FENCED RESIDENTIAL YARD	1
13-1803A2 UNLAWFUL USE OF MEANS OF TRANSP-PASSENGER (AUTO)	1
13-1805 SHOPLIFTING-CONCEALMENT	1
13-1805A SHOPLIFTING-REMOVAL OF GOODS	1
13-1805A1 SHOPLIFTING-REMOVAL OF GOODS	1

TOP 10 CHARGE CODES - MISDEMEANOR ARRESTS

	Total
13-1203A1 ASSAULT INTENTIONAL, KNOWING-MINOR INJURY	2
13-1602A1 CRIMINAL DAMAGE-DEFACE	1
13-1814A1 THEFT OF MEANS OF TRANS - STOLEN PHOENIX (AUTO)	2
13-1904A1 ARMED ROBBERY-WITH DEADLY WPN	2
28-622.01 UNLAW FLIGHT FROM LAW ENF VEH	2
13-1203A2 ASSAULT-APPREHENSION OF PHYSICAL INJURY	1
13-1504A2 CRIMINAL TRESPASS 1ST DEG-FENCED RESIDENTIAL YARD	1
13-1505A1 BURGLARY POSSESS TOOLS	1
13-1602A CRIMINAL DAMAGE-DEFACE	1
13-1814 THEFT OF MEANS OF TRANS - STOLEN PHOENIX (AUTO)	1

Felony Arrests include all arrests where there was at least one felony charge. Misdemeanor Arrests include arrests with no felony charges and at least one misdemeanor charge. Other includes arrests with no felony or misdemeanor charges.

Any arrests with missing or incomplete information may not be properly depicted in this report. Arrests may have multiple charges. Arrests are based on original charges and warrants. Voided cancelled, and duplicate arrests/charges are excluded. Juvenile information is not included. Adult bookings without any charges listed tend to be arrests where the Phoenix Police Department is holding the individual for another jurisdiction (Hold/FOJ). Arrests with an associated booking are counted as "BOOKINGS" in this report.




PHOENIX POLICE DEPARTMENT

Crime Analysis and Research Unit

9/2/2025 adh Source: RMS

U:\Ad-Hoc Requests\Internal\56420 adh Wolf_Council Presentation\56420 Arrests Juv_CD.rpt



PHOENIX POLICE DEPARTMENT
Juvenile Arrests Report
Arrest Location: Council District 7
Arrest Date: 7/1/2025 - 7/31/2025

ETHNICITY & RACE

HOMELESS*	SEX	HISPANIC			NON-HISPANIC			Total
		B	W	Total	B	W	Total	
No	F	1	2	3	5	0	5	8
	M	0	6	6	8	1	9	15
	Total	1	8	9	13	1	14	23
Yes	F	0	0	0	1	0	1	1
	Total	0	0	0	1	0	1	1
Total Arrests		1	8	9	14	1	15	24

*Counts of individuals with the "Homeless" box checked are based on data as of 9/2/2025. As an individual's status changes and additional contacts are made this field could be updated and previous data overwritten. For example, a situation could occur where a subject who had the box checked based on a prior contact, was then contacted today and provided a permanent address. In this scenario, it is possible the "Homeless" box would not be unchecked and this subject would still be considered as "homeless" based on this report's criteria.

Any arrests with missing or incomplete information may not be properly depicted in this report. Arrests may have multiple charges. Arrests are based on original charges and warrants. Voided cancelled, and duplicate arrests/charges are excluded. Juvenile information is not included. Adult bookings without any charges listed tend to be arrests where the Phoenix Police Department is holding the individual for another jurisdiction (Hold/FOJ). Arrests with an associated booking are counted as "BOOKINGS" in this report.



PHOENIX POLICE DEPARTMENT

Crime Analysis and Research Unit

9/2/2025 adh Source: RMS

U:\Ad-Hoc Requests\Internal\56420 adh Wolf_Council Presentation\56420 Arrests Juv_CD.rpt



PHOENIX POLICE DEPARTMENT
Juvenile Arrests Report
Arrest Location: Council District 8
Arrest Date: 7/1/2025 - 7/31/2025

COUNT OF ARRESTS

	FELONY	MISD	Total
Detained / Taken Into Custody	8	9	17
Juvenile Referred / Released	1	0	1
Submittals / Re-Submittals	1	0	1
Summoned / Cited Not Taken Into Custody	1	0	1
Total Arrests	11	9	20

COUNT OF CHARGES

	FELONY	MISD	Total
Detained / Taken Into Custody	8	9	17
Juvenile Referred / Released	1	0	1
Submittals / Re-Submittals	1	0	1
Summoned / Cited Not Taken Into Custody	1	0	1
Total Arrests	11	9	20

TOP 10 CHARGE CODES - FELONY ARRESTS

	Total
13-1203A1 ASSAULT INTENTIONAL, KNOWING-MINOR INJURY	3
13-3111A MINOR-POSSESSION OF A FIREARM	2
13-1104A2 MURDER 2ND DEGREE-KNOWING	1
13-1201 ENDANGERMENT-FELONY - W/FIREARM	1
13-1211A DISCHARGE FIREARM AT A RESIDENCE	1
13-1602A1 CRIMINAL DAMAGE-DEFACE-LESS THAN \$250	1
13-1802A1 THEFT-FROM VEHICLE-FELONY	1
13-1802A5 THEFT-CONTROL STOLEN PROPERTY	1
13-1805 SHOPLIFTING-CONCEALMENT	1
13-1814 THEFT OF MEANS OF TRANS - STOLEN PHOENIX (AUTO)	1

TOP 10 CHARGE CODES - MISDEMEANOR ARRESTS

	Total
13-1203A1 ASSAULT INTENTIONAL, KNOWING-MINOR INJURY	2
13-1204 AGGRAVATED ASSAULT - W/FIREARM	2
13-1803A2 UNLAWFUL USE OF MEANS OF TRANSP-PASSENGER (AUTO)	2
13-1904A1 ARMED ROBBERY-WITH DEADLY WPN	2
13-1202A1 THREATEN/INTIMIDATE-PERSONAL INJURY/DAMAGE PROPER	1
13-1203A2 ASSAULT-APPREHENSION OF PHYSICAL INJURY	1
13-1204A AGGRAVATED ASSAULT - W/FIREARM	1
13-1204A2 AGG ASSAULT-FIREARM	1
13-1504A CRIMINAL TRESPASS 1ST DEG	1
13-1505A1 BURGLARY POSSESS TOOLS	1

Felony Arrests include all arrests where there was at least one felony charge. Misdemeanor Arrests include arrests with no felony charges and at least one misdemeanor charge. Other includes arrests with no felony or misdemeanor charges.

Any arrests with missing or incomplete information may not be properly depicted in this report. Arrests may have multiple charges. Arrests are based on original charges and warrants. Voided cancelled, and duplicate arrests/charges are excluded. Juvenile information is not included. Adult bookings without any charges listed tend to be arrests where the Phoenix Police Department is holding the individual for another jurisdiction (Hold/FOJ). Arrests with an associated booking are counted as "BOOKINGS" in this report.




PHOENIX POLICE DEPARTMENT

Crime Analysis and Research Unit

9/2/2025 adh Source: RMS

U:\Ad-Hoc Requests\Internal\56420 adh Wolf_Council Presentation\56420 Arrests Juv_CD.rpt



ETHNICITY & RACE

HOMELESS*	SEX	HISPANIC		NON-HISPANIC			Total
		W	Total	B	I	Total	
No	F	2	2	2	0	2	4
	M	5	5	9	1	10	15
	Total	7	7	11	1	12	19
Yes	M	0	0	1	0	1	1
	Total	0	0	1	0	1	1
Total Arrests		7	7	12	1	13	20

*Counts of individuals with the "Homeless" box checked are based on data as of 9/2/2025. As an individual's status changes and additional contacts are made this field could be updated and previous data overwritten. For example, a situation could occur where a subject who had the box checked based on a prior contact, was then contacted today and provided a permanent address. In this scenario, it is possible the "Homeless" box would not be unchecked and this subject would still be considered as "homeless" based on this report's criteria.

Any arrests with missing or incomplete information may not be properly depicted in this report. Arrests may have multiple charges. Arrests are based on original charges and warrants. Voided cancelled, and duplicate arrests/charges are excluded. Juvenile information is not included. Adult bookings without any charges listed tend to be arrests where the Phoenix Police Department is holding the individual for another jurisdiction (Hold/FOJ). Arrests with an associated booking are counted as "BOOKINGS" in this report.





PHOENIX POLICE DEPARTMENT
Juvenile Arrests Report
Arrest Location: No Council District Listed
Arrest Date: 7/1/2025 - 7/31/2025

COUNT OF ARRESTS

	FELONY	MISD	Total
Detained / Taken Into Custody	9	6	15
Juvenile Referred / Released	3	1	4
Not Entered	0	1	1
Submittals / Re-Submittals	2	12	14
Summoned / Cited Not Taken Into Custody	3	0	3
Total Arrests	17	20	37

COUNT OF CHARGES

	FELONY	MISD	Total
Detained / Taken Into Custody	9	6	15
Juvenile Referred / Released	3	1	4
Not Entered	0	1	1
Submittals / Re-Submittals	2	12	14
Summoned / Cited Not Taken Into Custody	3	0	3
Total Arrests	17	20	37

TOP 10 CHARGE CODES - FELONY ARRESTS

	Total
13-3111A MINOR-POSSESSION OF A FIREARM	5
13-1209A DRIVE BY SHOOTING	3
13-1211A DISCHARGE FIREARM AT A RESIDENCE	3
13-1203A1 ASSAULT INTENTIONAL, KNOWING-MINOR INJURY	2
13-1602 CRIMINAL DAMAGE-DEFACE	2
13-3102A1B CARRY DEADLY WEAPON-FAIL TO ADMIT	2
13-3102A2 CARRY DEADLY WPN < 21 YOA	2
13-3102A3 PROHIBITED WEAPON-MANUFACTURE/POSSESS/SELL	2
13-3102A4 POSS WPN BY PROHIB PERSON	2
13-3107A DISCHARGE OF FIREARM WITHIN CITY LIMITS	2

TOP 10 CHARGE CODES - MISDEMEANOR ARRESTS

	Total
13-1203A1 ASSAULT INTENTIONAL, KNOWING-MINOR INJURY	5
13-1203A3 ASSAULT, TOUCHING-SEXUALLY MOTIVATED (NOT DEFINED E	3
13-1209A DRIVE BY SHOOTING	3
13-1211A DISCHARGE FIREARM AT A RESIDENCE	3
13-3111A MINOR-POSSESSION OF A FIREARM	3
13-1814A1 THEFT OF MEANS OF TRANS - STOLEN PHOENIX (AUTO)	1
13-1904A1 ARMED ROBBERY-WITH DEADLY WPN	2
13-2308.02B MAKING FALSE TERRORISM REPORT	2
13-2316A5 COMPUTER TAMPERING-USE TO THREATEN	2
13-1602 CRIMINAL DAMAGE-DEFACE	1

Felony Arrests include all arrests where there was at least one felony charge. Misdemeanor Arrests include arrests with no felony charges and at least one misdemeanor charge. Other includes arrests with no felony or misdemeanor charges.

Any arrests with missing or incomplete information may not be properly depicted in this report. Arrests may have multiple charges. Arrests are based on original charges and warrants. Voided cancelled, and duplicate arrests/charges are excluded. Juvenile information is not included. Adult bookings without any charges listed tend to be arrests where the Phoenix Police Department is holding the individual for another jurisdiction (Hold/FOJ). Arrests with an associated booking are counted as "BOOKINGS" in this report.



PHOENIX POLICE DEPARTMENT

Crime Analysis and Research Unit

9/2/2025 adh Source: RMS

U:\Ad-Hoc Requests\Internal\56420 adh Wolf_Council Presentation\56420 Arrests Juv_CD.rpt



PHOENIX POLICE DEPARTMENT
Juvenile Arrests Report
Arrest Location: No Council District Listed
Arrest Date: 7/1/2025 - 7/31/2025

ETHNICITY & RACE

HOMELESS*	SEX	HISPANIC			NON-HISPANIC			UNKNOWN		Total
		B	W	Total	B	W	Total	I	Total	
No	F	0	5	5	3	0	3	1	1	9
	M	1	14	15	6	7	13	0	0	28
	Total	1	19	20	9	7	16	1	1	37
Total Arrests		1	19	20	9	7	16	1	1	37

*Counts of individuals with the "Homeless" box checked are based on data as of 9/2/2025. As an individual's status changes and additional contacts are made this field could be updated and previous data overwritten. For example, a situation could occur where a subject who had the box checked based on a prior contact, was then contacted today and provided a permanent address. In this scenario, it is possible the "Homeless" box would not be unchecked and this subject would still be considered as "homeless" based on this report's criteria.

The council district groupings in this report are based on georeferenced addresses and may change as the geobase is improved and/or updated.

Addresses with no council district listed could possibly exist within a county island, be located outside of the city's geographic boundaries, or there might be an error in either the way the address was entered or in the geobase which prevented the address from being assigned a council district in the data.

Any arrests with missing or incomplete information may not be properly depicted in this report. Arrests may have multiple charges. Arrests are based on original charges and warrants. Voided cancelled, and duplicate arrests/charges are excluded. Juvenile information is not included. Adult bookings without any charges listed tend to be arrests where the Phoenix Police Department is holding the individual for another jurisdiction (Hold/FOJ). Arrests with an associated booking are counted as "BOOKINGS" in this report.



PHOENIX POLICE DEPARTMENT

Crime Analysis and Research Unit

9/2/2025 adh Source: RMS

U:\Ad-Hoc Requests\Internal\56420 adh Wolf_Council Presentation\56420 Arrests Juv_CD.rpt

Addendum C7



CITY OF PHOENIX POLICE DEPARTMENT All Calls for Service (Dispatched/Callback/Self-Initiated & Non-Dispatched) For City of Phoenix Park Addresses^ Date Range: 07/01/2025 - 07/31/2025

Non-dispatched calls may include multiple calls for the same incident.

	PARK NAME	ADDRESS	5:30am - 10pm				Other Hours				Total
			Disp	OV	Not Disp	Total	Disp	OV	Not Disp	Total	
CD 1	51st Ave & Sweetwater Ave Park	51st Ave & Sweetwater Ave	1	0	2	3	0	0	0	0	3
	Acacia Park	2944 W Hearn	0	0	1	1	1	1	1	3	4
	Acoma Park	14421 N 39th Av	0	0	1	1	0	0	0	0	1
	Cactus Park	3801 W Cactus	8	2	2	12	1	2	2	5	17
	Cortez Park	3434 W Dunlap	10	5	11	26	1	3	3	7	33
	Hoshoni Park	8515 N 39th Av	2	0	1	3	0	0	0	0	3
	Paseo Highlands Park	3435 W Pinnacle Peak	3	3	4	10	1	0	0	1	11
	Pitcher Hill	64th Ave & Happy Valley Rd	2	2	5	9	0	0	1	1	10
	Sunburst Paradise Park	16225 N 47th Av	1	0	0	1	0	0	0	0	1
	Telephone Pioneers of America Park	1946 W Morningside	0	0	0	0	0	1	0	1	1
	Westown Park	12635 N 33rd Av	0	0	1	1	0	0	0	0	1
	Total		27	12	28	67	4	7	7	18	85
CD 2	Buffalo Ridge	16th St & Beardsley	0	0	1	1	0	0	0	0	1
	Cave Buttes Rec Area	Jomax & Cave Creek	3	6	3	12	0	0	0	0	12
	Coyote Basin	2730 E Beardsley	0	0	1	1	0	0	0	0	1
	Crossed Arrows Park	6102 E Acoma	1	0	0	1	0	0	0	0	1
	Desert Broom Park	29440 N Cave Creek	1	1	0	2	0	0	0	0	2
	Desert Horizon Park	16002 N 56th St	2	0	2	4	0	1	0	1	5
	Desert Willow Park	4040 E Desert Willow	1	0	1	2	0	0	0	0	2
	John W. Teets Park	4380 E Ramuda	0	0	1	1	0	1	1	2	3
	Mountain View Community Center Park	1104 E Grovers	2	0	0	2	0	0	0	0	2
	Paradise Valley Park	17402 N 40th St	1	4	0	5	0	0	0	0	5
	Total		11	11	9	31	0	2	1	3	34
CD 3	10th Street Wash Basin	1001 E Townley	0	0	0	0	0	1	0	1	1
	Alicia Park	2021 W Alice Av	0	0	0	0	1	0	0	1	1
	Cave Creek Park - Cactus	2400 W Cactus	0	1	0	1	0	0	0	0	1
	Grovers Basin	17447 N 20th St	4	0	3	7	0	1	0	1	8
	Lookout Mountain Park	14441 N 18th St	1	0	2	3	0	0	0	0	3
	Moon Valley Park	502 W Coral Gables	0	0	1	1	2	1	1	4	5
	Moonlight Park	16406 N 10th Av	1	1	0	2	0	0	0	0	2
	Mountain View Park	9901 N 7th Av	1	8	1	10	2	7	0	9	19
	Norton Park	1224 E Hatcher	1	0	0	1	0	1	0	1	2
	Palma Park	1135 E Dunlap	1	0	1	2	0	4	0	4	6
	Roadrunner Park	3502 E Cactus	2	1	1	4	0	0	0	0	4
	Rose Mofford Sports Complex	9833 N 25th Av	2	2	3	7	0	2	2	4	11
	Royal Palm Park	8405 N 15th Av	1	0	1	2	0	2	1	3	5
	Sonrisa Park	12812 N 52nd St	1	0	0	1	0	0	0	0	1
	Sunnyslope Park	802 E Vogel	2	2	3	7	0	1	0	1	8
	Sweetwater Park	13230 N 44th St	0	0	1	1	0	0	0	0	1
	Turtle Rock Basin	17414 N 12th St	0	0	0	0	1	0	0	1	1
	Venturoso Park	14425 N 32nd St	1	0	0	1	0	0	0	0	1
	Werner's Field	17831 N 7th Av	0	1	0	1	0	0	0	0	1
	Winifred Green Park	1702 W Peoria	0	0	0	0	0	1	0	1	1
	Total		18	16	17	51	6	21	4	31	82
CD 4	Cielito Park	3402 W Campbell	7	2	3	12	1	0	4	5	17
	Colter Park	902 W Colter	7	1	3	11	2	0	0	2	13
	Coronado Park	1717 N 12th St	2	0	2	4	0	0	0	0	4
	Encanto Park	2605 N 15th Av	0	0	3	3	1	0	0	1	4
	Falcon Park	3420 W Roosevelt	1	1	0	2	2	0	1	3	5

^Park names and addresses were provided by the Parks & Recreation Dept. See the last pages of this report for a complete list of addresses that are included. Any of the listed addresses that do not appear in this report had a count of 0 for the date range indicated.

Any calls for service that had missing or incorrect information may not be properly depicted in this report. Calls are based on the final call type as entered by Communications and/or Patrol. "Not Dispatched" represents calls handled by Communications Operators, calls transferred to another city department/law enforcement agency, multiple calls received for a single incident, etc. For copies of individual reports please visit www.phoenix.gov to utilize the public records request portal.





CITY OF PHOENIX POLICE DEPARTMENT
All Calls for Service (Dispatched/Callback/Self-Initiated & Non-Dispatched)
For City of Phoenix Park Addresses^
Date Range: 07/01/2025 - 07/31/2025

Non-dispatched
calls may include
multiple calls for
the same incident.

			5:30am - 10pm				Other Hours				Total
			Disp	OV	Not Disp	Total	Disp	OV	Not Disp	Total	
CD 4	Kids Street Park	4535 N 23rd Av	1	0	1	2	0	0	0	0	2
	Ladmo Park	3101 N 41st Dr	12	0	1	13	2	0	1	3	16
	Longview Park	4040 N 14th St	2	1	0	3	0	0	0	0	3
	Marivue Park	5625 W Osborn	3	0	1	4	1	1	1	3	7
	Monterey Park	350 E Oak St	0	0	3	3	0	0	0	0	3
	Solano Park	5625 N 17th Av	2	4	2	8	0	3	2	5	13
	Steele Indian School Park	300 E Indian School	6	1	21	28	1	1	8	10	38
	Sueno Park	4401 W Encanto	2	0	0	2	0	0	0	0	2
	Total		45	10	40	95	10	5	17	32	127
CD 5	Desert Star Park	8550 W Encanto	5	0	0	5	0	0	1	1	6
	Dust Devil Park	10645 W Camelback	2	0	3	5	0	5	4	9	14
	El Oso Park	3451 N 75th Av	2	0	0	2	1	5	0	6	8
	John F. & Mary P. Long Homestead Park	2602 W Glendale	4	4	0	8	0	0	0	0	8
	La Pradera Park	6830 N 39th Av	4	0	3	7	1	0	0	1	8
	Little Canyon Park	3201 W Missouri	0	0	1	1	0	0	1	1	2
	Mariposa Park	3203 W Morten Av	7	0	3	10	2	0	0	2	12
	Maryvale Park	4420 N 51st Av	1	7	1	9	1	0	0	1	10
	Starlight Park	7810 W Osborn	1	0	4	5	0	0	0	0	5
	Sunset Basin	63rd Ave & Indian School	0	1	5	6	0	2	1	3	9
	Washington Park	6655 N 23rd Av	5	4	8	17	0	0	1	1	18
	West Plaza Park	6549 N 43rd Av	1	0	0	1	0	0	0	0	1
	Total		32	16	28	76	5	12	8	25	101
CD 6	Arcadia Park	3402 N 56th St	0	0	0	0	0	0	2	2	2
	Desert Storm Park	1712 E Colter	0	0	1	1	0	0	0	0	1
	G.R. Herberger Park	5802 E Indian School	0	0	1	1	2	0	2	4	5
	Granada Park	6505 N 20th St	3	0	0	3	0	0	0	0	3
	Kachina Park	4304 E Campbell	1	0	3	4	0	0	0	0	4
	Los Olivos Park	2802 E Devonshire	1	0	0	1	0	0	0	0	1
	Mountain Vista Park	13647 S 50th St	1	0	2	3	0	0	0	0	3
	Papago Dist Park	625 N Galvin Pkwy	0	0	0	0	1	0	0	1	1
	Papago Park I	Van Buren St & Galvin Pkwy	3	0	1	4	0	0	2	2	6
	Pecos Park	17010 S 48th St	3	3	12	18	0	0	1	1	19
	Pierce Park	2150 N 46th St	7	0	4	11	0	1	0	1	12
	Sumida Park	1817 E Gardenia	0	0	0	0	0	0	1	1	1
	Sun Ray Park	4059 E Ray Rd	0	0	0	0	0	0	1	1	1
	Vista Canyon Park	16020 S 30th St	3	0	0	3	0	0	0	0	3
	Total		22	3	24	49	3	1	9	13	62
CD 7	43rd Avenue & Southern Ave SEC Basin	43rd Avenue & Southern Ave	1	1	6	8	0	3	0	3	11
	Civic Space Park	424 N Central	6	7	8	21	4	0	3	7	28
	Coffelt-Lamoreaux Park	1510 S 19th Dr	0	1	1	2	0	0	1	1	3
	Echo Canyon Camelback Mountain	McDonald Dr & Tatum	0	0	2	2	0	0	0	0	2
	El Reposo Park	502 E Alta Vista	2	0	1	3	0	1	0	1	4
	Hayden Park	322 W Tamarisk	4	1	3	8	1	0	3	4	12
	Hu-O-Te Park	641 N 11th Av	1	0	0	1	0	0	0	0	1
	Kuban Community Park	3275 W Sherman	0	1	1	2	0	1	1	2	4
	Margaret T. Hance Park	67 W Culver	7	1	3	11	1	2	2	5	16
	Palomino Park	15815 N 30th St	0	0	1	1	0	0	0	0	1
	Playa Margarita Park	3615 W Roeser	0	0	1	1	0	0	0	0	1
	Roesley Park	4205 S 15th Av	0	0	1	1	0	0	0	0	1

^Park names and addresses were provided by the Parks & Recreation Dept. See the last pages of this report for a complete list of addresses that are included. Any of the listed addresses that do not appear in this report had a count of 0 for the date range indicated.

Any calls for service that had missing or incorrect information may not be properly depicted in this report. Calls are based on the final call type as entered by Communications and/or Patrol. "Not Dispatched" represents calls handled by Communications Operators, calls transferred to another city department/law enforcement agency, multiple calls received for a single incident, etc. For copies of individual reports please visit www.phoenix.gov to utilize the public records request portal.





CITY OF PHOENIX POLICE DEPARTMENT
All Calls for Service (Dispatched/Callback/Self-Initiated & Non-Dispatched)
For City of Phoenix Park Addresses^
Date Range: 07/01/2025 - 07/31/2025

Non-dispatched
calls may include
multiple calls for
the same incident.

			5:30am - 10pm				Other Hours				Total
			Disp	OV	Not Disp	Total	Disp	OV	Not Disp	Total	
CD 7	Roosevelt Park	837 N 3rd Av	1	1	0	2	1	0	2	3	5
	Santa Maria Park	3425 S 71st Av	0	0	1	1	0	0	0	0	1
	Sherman Parkway	2124 W Sherman	0	0	2	2	0	0	0	0	2
	Smith Park	4030 W Sherman	2	0	1	3	0	0	1	1	4
	Sunridge Park	6201 W Roosevelt	0	0	0	0	0	0	1	1	1
	Trailside Point Park	7215 W Vineyard	2	0	0	2	0	0	0	0	2
	University Park	1102 W Van Buren	1	1	1	3	1	1	0	2	5
	Yunya Park	2831 W Washington	0	0	0	0	1	0	0	1	1
Total			27	14	33	74	9	8	14	31	105
CD 8	Barrios Unidos Park	1501 E Mohave	2	0	0	2	0	0	0	0	2
	Central Park	140 E Tonto	2	0	0	2	0	0	0	0	2
	Cesar Chavez Park	7858 S 35th Av	2	0	2	4	2	0	1	3	7
	Circle K Park	1346 E South Mountain	2	1	3	6	5	0	1	6	12
	Eastlake Park	1549 E Jefferson	2	0	0	2	0	1	0	1	3
	Edison Park	901 N 19th St	0	1	0	1	0	0	0	0	1
	El Prado Park	6428 S 19th Av	7	1	2	10	0	1	0	1	11
	Esteban Park	3345 E Roeser	2	0	1	3	1	1	0	2	5
	Grant Park	701 S 3rd Av	0	0	0	0	1	0	0	1	1
	Harmon Park	1425 S 5th Av	2	1	5	8	1	2	0	3	11
	Heritage Square Science & History Museum	115 N 6th St	0	0	1	1	0	0	0	0	1
	Hermoso Park	2030 E Southern Av	0	4	1	5	0	0	0	0	5
	Laveen Village Park	3146 W Vineyard	5	0	1	6	0	0	1	1	7
	Lindo Park	2230 W Roeser	0	1	1	2	0	1	0	1	3
	Ma-Ha-Tuak Park	9832 S 7th Av	2	0	0	2	1	0	0	1	3
	Manzanita Park	5500 S 31st Av	1	0	0	1	0	0	0	0	1
	Matthew Henson Park	803 W Tonto St	1	0	0	1	1	0	0	1	2
	Nevitt Park	6815 S 44th W	1	0	0	1	0	1	0	1	2
	Nuestro Park	1433 S 9th St	1	0	0	1	0	0	0	0	1
	Nueve Park	4418 S 9th St	1	1	0	2	0	0	0	0	2
	Perry Park	2700 N 32nd St	0	0	0	0	2	1	1	4	4
	Rio Salado	2875 S 7th Pl	0	0	1	1	0	0	0	0	1
	Verde Park	916 E Van Buren	0	0	0	0	1	0	0	1	1
Total			33	10	18	61	15	8	4	27	88
No CD Listed	43rd Avenue & Southern Ave SEC Basin	43rd Avenue & Southern Ave	0	1	0	1	0	0	0	0	1
	Buffalo Ridge	16th St & Beardsley	0	2	0	2	0	0	0	0	2
Total			0	3	0	3	0	0	0	0	3
Total Calls for Service			215	95	197	507	52	64	64	180	687

The council district groupings in this report are based on georeferenced addresses and may change as the geobase is improved and/or updated.

Addresses with no council district listed could possibly exist within a county island, be located outside of the city's geographic boundaries, or there might be an error in either the way the address was entered or in the geobase which prevented the address from being assigned a council district in the data.

^Park names and addresses were provided by the Parks & Recreation Dept. See the last pages of this report for a complete list of addresses that are included. Any of the listed addresses that do not appear in this report had a count of 0 for the date range indicated.

Any calls for service that had missing or incorrect information may not be properly depicted in this report. Calls are based on the final call type as entered by Communications and/or Patrol. "Not Dispatched" represents calls handled by Communications Operators, calls transferred to another city department/law enforcement agency, multiple calls received for a single incident, etc. For copies of individual reports please visit www.phoenix.gov to utilize the public records request portal.





PHOENIX POLICE DEPARTMENT
Adult Arrests Report - Bookings and CLD's Only
Arrest Location: City of Phoenix Park Addresses^
Arrest Date: 7/1/2025 - 7/31/2025

ARREST TYPE

	FELONY	MISD	Total
Bookings	44	15	59
CLDs	0	25	25
Total Arrests	44	40	84

Bookings are arrests with an offender tracking number.

CLD's are based on Arrest forms completed in the RMS and may not include Citations (ATTCs) that did not also include an Arrest form.

SEX

ETHNICITY	RACE	FEMALE	MALE	Total
HISPANIC	AMERICAN INDIAN / ALASKAN NATIVE	0	2	2
	BLACK	1	1	2
	WHITE	6	22	28
	Total	7	25	32
NON-HISPANIC	AMERICAN INDIAN / ALASKAN NATIVE	6	2	8
	BLACK	5	12	17
	WHITE	8	18	26
	Total	19	32	51
UNKNOWN	BLACK	1	0	1
	Total	1	0	1
Total Arrests		27	57	84

RESIDENTIAL ADDRESS^

	2025	Total
Listed Residential Address	63 75.0%	63 75.0%
Homeless/Transient	12 14.3%	12 14.3%
No Residential Address Listed	9 10.7%	9 10.7%

^Residential address data is based on data that is **currently** entered into RMS. As an individual's status changes and additional contacts are made, this field will be updated and previous data overwritten. This means that the residential address categories in the table above do not reflect the subject's address at the time of the arrest, but instead show the current residential address that has been recorded for them as of 9/4/2025.

For example, a situation could occur where a subject provided a residential address during a prior arrest and was **not** homeless/transient at the time of the arrest. However, it is possible the individual had a police contact at a later date where they self-identified as homeless or transient. In this scenario, the officer could enter "Homeless" or "Transient" into the residential address field on the individual's Name Index Record during the more recent contact, and as a result, the individual's residential address will now be showing "Homeless" or "Transient" for all previous contacts **regardless of what their residential status was at the time of those prior contacts**.

"Listed Residential Address" refers to individuals who have provided a residential address during their most recent police contact.

"Homeless/Transient" refers to individuals who have self-identified as "homeless/transient" during their most recent police contact. As a result, the Officer entered "Homeless" or "Transient" in the residential address field.

"230 S 12th Av" refers to individuals who provided the address of Central Arizona Shelter Services (CASS) as a residential address during their most recent police contact.

"No address listed" refers to individuals who did not provide a residential address or whose record was not updated with a residential address at the time of their most recent police contact. A blank residential address field does not necessarily mean that the individual is homeless/transient, only that there is no residential address currently listed in their Name Index Record in RMS. This could happen when the subject's residential address is unknown, or if the subject refused to provide a residential address during the police contact, etc.

^Park names and addresses were provided by the Parks & Recreation Dept. See the last pages of this report for a complete list of addresses that are included. Any of the listed addresses that do not appear in this report had a count of 0 for the date range indicated.

Any arrests with missing or incomplete information may not be properly depicted in this report. Arrests may have multiple charges; the totals in this report are a count of arrests, not charges. Arrests are based on original charges and warrants. Voided, duplicate, and cancelled arrests/charges are excluded. Juvenile information is not included. Adult bookings without any charges listed tend to be arrests where the Phoenix Police Department is holding the individual for another jurisdiction (Hold/FOJ). Arrests with an associated booking are counted as Bookings in this report.

**PHOENIX POLICE DEPARTMENT**

Crime Analysis and Research Unit

9/4/2025 jaj Source: RMS

U:\Ad-Hoc Requests\Internal\56420 adh Wolf_Council Presentation\56420 Parks_Arrests with Homeless Status.rpt

Park Name	Address
10th Street Wash Basin	1001 E Townley
43rd Avenue & Southern Ave SEC Basin	43rd Avenue & Southern Ave SEC
51st Ave & Sweetwater Ave Park	51st Ave & Sweetwater Ave
Acacia Park	2944 W Hearn Rd
Acoma Park	14421 N 39th Ave
Adobe Mountain Park	3410 W Crest Dr
Alicia Park	2021 W Alice Ave
Alkire Park	1602 W Pima St
Altadena Park	3711 E Altadena Ave
Arcadia Park	3402 N 56th Street
Barrios Unidos Park	1501 E Mohave St
Bishop Alexis A. Thomas Park	1925 E Carver Dr
Buffalo Ridge	16th St & Beardsley
Buffalo Ridge I Park	19250 N 16th St
Cactus Park	3801 W Cactus Rd
Cancer Survivors Park	1428 N 1st St
Casa de Montanes	52st Ave & SR 101 Freeway
Cashman Park	22222 N 44th St
Cave Buttes Rec Area	Jomax Rd E of Cave Creek Rd
Central Park	140 E Tonto St
Cesar Chavez Park	7858 S 35th Ave
Cholla Cove Park	4121 E Lupine Ave
Cholla Park at Cave Creek	2505 W Cholla St
Christy Cove Park	2352 E Christy Dr
Cielito Park	3402 W Campbell Ave
Circle K Park	1346 E South Mountain Rd
Civic Space Park	424 N Cental Ave
Coffelt-Lamoreaux Park	1510 S 19th Dr
Colter Park	902 W Colter St
Conocido Park	15645 N 31st Ave
Coronado Park	1717 N 12th St
Cortez Park	3434 W Dunlap Ave
Country Club Oval	826 E Windsor Ave
Country Gables Park	3120 W Banff Ln
Coyote Basin	2730 E Beardsley Rd
Crossed Arrows Park	6102 E Acoma Dr
Deem Hills	51st Ave/Jomax Rd
Deem Hills Park	26777 N Deem Hills Pky
Deer Valley Park	19602 N 19 Ave
Desert Broom Park	29440 N. Cave Creek Rd
Desert Foothills Park	1010 Marketplace Southwest
Desert Horizon Park	16002 N 56th St
Desert Star Park	8550 W. Encanto Blvd
Desert Storm Park	1712 E Colter St
Desert West Park	6501 W Encanto Blvd
Desert Willow Park	4040 E. Desert Willow Parkway
Dove Valley Park	4740 E Rancho Paloma Dr
Dust Devil Park	10645 W Camelback Rd
Dynamite Park	4550 E. Dynamite Blvd
Eastlake Park	1549 E. Jefferson St
Echo Canyon Camelback Mountain	E McDonald Dr @ Tatum
Edison Park	901 North 19th St
El Oso Park	3451 N. 75th Ave
El Prado Park	6428 S. 19th Ave
El Reposo Park	502 E Alta Vista Rd

Park Name	Address
Encanto Park	2605 N 15th Ave
Eototo Park	2223 E Pueblo Street
Esteban Park	3345 E Roeser Rd
Falcon Park	3420 W Roosevelt St
Francisco Highland Park	2702 E South Mountain Ave
G.R. Herberger Park	5802 E Indian School Road
Granada Park	6505 N 20th St
Grant Park	701 S 3rd Ave
Green Valley Park	2244 S 14th St
Grovers Basin	17447 N 20th St
Harmon Park	1425 S. 5th Ave
Hayden Park	322 W Tamarisk Ave
Herberger Park	301 W Dunlap Ave
Heritage Square Science & History Museum	115 N 6th St
Hermoso Park	2030 E Southern Ave
Hilaria Rodriguez Park	2819 E Adams St
Ho-E Park	128 W Illini St
Holiday Park	4530 N 67th Ave
Hoshoni Park	8515 N. 39th Ave
Hu-O-Te Park	641 N. 11th Ave
Hyde Park	2500 W Jefferson St
Indian Bend Park	3701 E. Thunderbird Rd
Jackrabbit Park	6002 E Paradise Ln
John F. & Mary P. Long Homestead Park	2602 W. Glendale Ave
John W. Teets Park	4380 E. Ramuda Dr
Kachina Park	4304 E. Campbell Ave
Kids Street Park	4535 N. 23rd Ave
Kierland Park	15800 N. 66th St
Kipok Park	4350 S 9th Ave
Kuban Community Park	3275 W Sherman St
La Pradera Park	6830 N 39th Ave
Ladmo Park	3101 N 41st Dr
Laveen Village Park	3146 W Vineyard Rd
Lenang Park	2601 E Southgate Ave
Lewis Park	1238 S 13th Pl
Lindo Park	2230 W Roeser Rd
Little Canyon Park	3201 W Missouri Ave
Longview Park	4040 N 14th St
Lookout Mountain Park	14441 N 18 St
Los Olivos Park	2802 E Devonshire Ave
Ludden Mountain	58th Ave & Happy Valley Rd
Madison Park	1440 W. Glenrosa Ave
Ma-Ha-Tuak Park	9832 S 7th Ave
Manzanita Park	5500 S 31st Ave
Margaret T. Hance Park	67 W Culver
Mariposa Park	3203 W Morten Ave
Marivue Park	5625 W Osborn Rd
Maryvale Park	4420 N. 51st Ave
Maryvale Tot Lot Park	3206 N 65th Ave
Matthew Henson Park	803 W Tonto St
Mercury Mine Basin	3535 E Mountain View
Momo Park	5447 S 5th St
Mong Park	1432 E Wood St
Monterey Park	350 E Oak St
Moon Valley Park	502 W. Coral Gables Dr

Park Name	Address
Moonlight Park	16406 N 10th Ave
Mountain View Community Center Park	1104 E. Grovers Avenue
Mountain View Park	9901 N. 7th Avenue
Mountain Vista Park	13647 S 50th St
Nevitt Park	6815 S 44th Way
Ninos Park	1146 W Hadley St
Norton Park	1224 E Hatcher Rd
Nuestro Park	1433 S 9th St
Nueve Park	4418 S 9th St
Orme Park	3201 N 47th Ave
Palma Park	1135 E. Dunlap Ave
Palomino Park	15815 N. 30th St
Papago Dist Park	625 N. Galvin Parkway
Papago Park I	Van Buren St /Galvin Parkway
Paradise Cove Park	3930 E Monte Cristo Rd
Paradise Valley Park	17402 N 40th St
Paseo Highlands Park	3435 W. Pinnacle Peak Rd
Peace Park	5221 S 13th Pl
Pecos Park	17010 S 48th St
Perry Park	2700 N. 32nd St
Pierce Park	2150 N 46th St
Pinnacle Park	N CAP Canal Cave Creek to Scottsdale
Pitcher Hill	64th Ave & Happy Valley Rd
Playa Margarita Park	3615 W Roeser Rd
Quail Run Basin	18434 N 12th St
Reach 11 Sports Complex	2425 E Deer Valley Rd
Rio Salado	2875 S 7th Pl
Roadrunner Park	3502 E Cactus Rd
Roesley Park	4205 South 15th Ave
Roosevelt Park	837 North 3rd Ave
Rose Mofford Sports Complex	9833 N 25th Ave
Royal Palm Park	8405 N 15th Ave
Sandlily Park at Cave Creek	2500 W Cactus Rd
Sandpiper Park	6530 E. Hearn Rd
Santa Maria Park	3425 S 71st Ave
Sereno Park	5702 East Sweetwater Ave
Sherman Parkway	2124 West Sherman St
Smith Park	4030 West Sherman Rd
Solano Park	5625 North 17th Ave
Sonrisa Park	12812 North 52nd St
Starlight Park	7810 W Osborn Rd
Steele Indian School Park	300 East Indian School Rd
Sueno Park	4401 West Encanto Blvd
Sumida Park	1817 E. Gardenia Rd
Sun Ray Park	4059 E Ray Rd
Sunburst Paradise Park	16225 N 47th Ave
Sunnyslope Park	802 E Vogel Ave
Sunridge Park	6201 West Roosevelt St
Sunset Basin	63rd Ave & Indian School
Surrey Park	3835 W. Joan De Arc Ave
Sweetwater Park	13230 North 44th St
Tawa Park	4540 N 11 Ave
Telephone Pioneers of America Park	1946 W Morningside Dr
Thunderbird Park at Cave Creek	13670 N 23rd Ave
Tierra Montana	5302 W Carver Rd

Park Name	Address
Townsend Park	520 E. Lynwood St
Trailside Point Park	7215 W. Vineyard Rd
Tramonto Park	35425 N. 32nd Dr
Turtle Rock Basin	17414 N 12th St
Union Hills	16th St & Beardsley
University Park	1102 W. Van Buren St
Venturoso Park	14425 N 32nd St
Verde Park	916 E. Van Buren St
Virginia Park	1504 E Virginia Ave
Vista Canyon Park	16020 S. 30th St
Washington Park	6655 N 23rd Ave
Werner's Field	17831 N 7th Ave
West Plaza Park	6549 N. 43rd Ave
Western Star Park	4425 E. Western Star Blvd
Westown Park	12635 N. 33rd Ave
Willow Park	2815 W. Taylor St
Winifred Green Park	1702 W Peoria Ave
Yapa Park	2732 E Mobile Ln
Yunya Park	2831 W Washington St

^Park names and addresses were provided by the Parks & Recreation Dept. Any of the listed addresses that do not appear in the attached report had a count of 0 for the date range indicated.