

# City of Phoenix

*Meeting Location:  
City Council Chambers  
200 W. Jefferson St.  
Phoenix, Arizona 85003*



**City of Phoenix**

## **Agenda**

**Tuesday, September 9, 2025**

**2:30 PM**

**phoenix.gov**

**City Council Policy Session**

If viewing this packet electronically in PDF, open and use bookmarks to navigate easily from one item to another.

## OPTIONS TO ACCESS THIS MEETING

Virtual Request to speak at a meeting:

- Register online by visiting the City Council Meetings page on phoenix.gov at least 2 hours prior to the start of this meeting. Then, click on this link at the time of the meeting and join the Webex to speak:

<https://phoenixcitycouncil.webex.com/phoenixcitycouncil/onstage/g.php?MTID=e0c0f517c899eabeb031f1b28c9fca1d2>

- Register via telephone at 602-262-6001 at least 2 hours prior to the start of this meeting, noting the item number. Then, use the Call-in phone number and Meeting ID listed below at the time of the meeting to call-in and speak.

In-Person Requests to speak at a meeting:

- Register in person at a kiosk located at the City Council Chambers, 200 W. Jefferson St., Phoenix, Arizona, 85003. Arrive 1 hour prior to the start of this meeting. Depending on seating availability, residents will attend and speak from the Upper Chambers, Lower Chambers or City Hall location.
- Individuals should arrive early, 1 hour prior to the start of the meeting to submit an in-person request to speak before the item is called. After the item is called, requests to speak for that item will not be accepted.

At the time of the meeting:

- Watch the meeting live streamed on phoenix.gov or Phoenix Channel 11 on Cox Cable, or using the Webex link provided above.
- Call-in to listen to the meeting. Dial 602-666-0783 and Enter Meeting ID 2552 397 8531# (for English) or 2552 899 8045# (for Spanish). Press # again when prompted for attendee ID.

- Watch the meeting in-person from the Upper Chambers, Lower Chambers or City Hall depending on seating availability.
- Members of the public may attend this meeting in person. Physical access to the meeting location will be available starting 1 hour prior to the meeting.

Para nuestros residentes de habla hispana:

- Para registrarse para hablar en español, llame al 602-262-6001 al menos 2 horas antes del inicio de esta reunión e indique el número del tema. El día de la reunión, llame al 602-666-0783 e ingrese el número de identificación de la reunión 2552 899 8045#. El intérprete le indicará cuando sea su turno de hablar.
- Para solamente escuchar la reunión en español, llame a este mismo número el día de la reunión (602-666-0783; ingrese el número de identificación de la reunión 2552 899 8045#). Se proporciona interpretación simultánea para nuestros residentes durante todas las reuniones.
- Para asistir a la reunión en persona, vaya a las Cámaras del Concejo Municipal de Phoenix ubicadas en 200 W. Jefferson Street, Phoenix, AZ 85003. Llegue 1 hora antes del comienzo de la reunión. Si desea hablar, regístrese electrónicamente en uno de los quioscos, antes de que comience el tema. Una vez que se comience a discutir el tema, no se aceptarán nuevas solicitudes para hablar. Dependiendo de cuantos asientos haya disponibles, usted podría ser sentado en la parte superior de las cámaras, en el piso de abajo de las cámaras, o en el edificio municipal.
- Miembros del público pueden asistir a esta reunión en persona. El acceso físico al lugar de la reunión estará disponible comenzando una hora antes de la reunión.

### **CALL TO ORDER**

### **COUNCIL INFORMATION AND FOLLOW-UP REQUESTS**

This item is scheduled to give City Council members an opportunity to publicly request information or follow up on issues of interest to the community. If the information is available, staff will immediately provide it to the City Council member. No decisions will be made or action taken.

### **CONSENT ACTION**

This item is scheduled to allow the City Council to act on the Mayor's recommendation on the Consent Agenda. There is no Consent Agenda for this meeting.

### **CALL FOR AN EXECUTIVE SESSION**

A vote may be held to call an Executive Session for a future date.

### **REPORTS AND BUDGET UPDATES BY THE CITY MANAGER**

This item is scheduled to allow the City Manager to provide brief informational reports on topics of interest to the City Council. The City Council may discuss these reports but no action will be taken.

### **INFORMATION AND DISCUSSION (ITEM 1)**

#### **1 Public Safety Improvements Update - Citywide**

Page 5

##### *Attachments*

[Attachment A - Policy Session Items - September 2025 Update.pdf](#)

[Attachment B - DRB Recommendations Report.pdf](#)

[Attachment C - Data Report Summary and Reports-FINAL.pdf](#)

[Attachment D - PD Continuous Improvement Project Updates.pdf](#)

[Attachment E - OAT Recommendations Compliance.pdf](#)

### **ADJOURN**



## Public Safety Improvements Update - Citywide

On September 24, 2024, the Mayor and City Council approved a series of recommendations and actions to improve public safety. The recommendations included ways for the City to improve public safety. The Council-approved actions included efforts to address homelessness, updates to the Community Assistance Program (CAP), recommendations related to Office of Accountability and Transparency (OAT), and other measures for the Phoenix Police Department with the goal of "ensuring that Phoenix has the most professional, highly regarded public safety agency in the nation." **Attachment A** is a written report and status update on the progress toward completion of the public safety improvement recommendations and directives approved by the City Council during the Policy Session on September 24, 2024.

### THIS ITEM IS FOR INFORMATION AND DISCUSSION.

#### Summary

##### Public Safety Continuous Improvement Efforts

Throughout the past decade, the City Council has guided the City of Phoenix to implement numerous updates and improvements to the Phoenix Police Department in response to concerns expressed by the community. Through the direction of City Council and engagement with the community, City staff have worked to improve public safety throughout the community.

The strategic focus on these three areas over the past twelve months has resulted in the achievement of crime reduction goals, increased community involvement in the creation and revision of policies, and the implementation of the continuous improvement model to strengthen policy, training, and compliance. Each of these factors are intrinsically linked and will continue to be the bedrock of the Police Department's Strategic Vision and forthcoming Strategic Plan.

The Strategic Vision for the Police Department will see the incorporation of the Crime Reduction Plan and Continuous Improvement Plan into one cohesive Strategic Plan. These elements are intrinsically linked and will no longer operate as standalone improvement plans. To successfully implement a cohesive strategic vision, community

and internal feedback must take prominence in the creation of the strategic plan.

Internal communication on the formation of the strategic plan has taken place with Command and Executive staff. In addition, the Department has implemented a number of initiatives since April 2025 to improve internal communication and provide a direct line between line officers and executives. These improvements include:

- Launching the 'Briefing Bureau' which takes a podcast approach to providing answers and updates to matters of interest.
- Launching the 'Chat with the Chief' email which enables officers to email the Police Chief directly with items of concern.
- Executive staff attendance at Patrol Briefings in June.
- Internal Surveys.

It is imperative that the community is included in any strategic plan for the Department and the community plan component of the Strategic Plan will be known as L.E.A.D.

**L** - Leadership at every level

**E** - Engagement with community and employees

**A** - Accountability at all levels/processes

**D** - Dedication to our mission

Prior to the formal launch of the Strategic Plan, all Department employees will have the opportunity to review the plan prior to it being shared for public input. Thereafter, the Strategic Plan will be finalized, and a reporting cadence of performance will be established.

#### City Council Action Items

Since September 2024, staff have made improvements to processes, policy, and training to address the 37 City Council actions identified and approved by the Mayor and City Council on September 24, 2024. At this time, nineteen items are complete, seven are complete/ongoing, and eleven are in progress.

A detailed status report on each of the City Council Action Items and Staff Recommendations for City Council direction assigned to the Police Department are included in **Attachment A** of this report. One of the Council's directives was an annual report on the Disciplinary Review Board recommendations, which is **Attachment B** of this report. Additionally, Mayor and City Councilmembers have requested data from the Police Department related to demographic information, bookings, citations, contacts, use-of-force, and other information which is outlined on **Attachment C** with the requested reports as additional addendums.

### Continuous Improvement Projects

Since September 2024, staff identified and organized continuous improvement project deliverables into short-term projects (within six months), medium-term projects (six months to two years), and long-term projects (more than two years). To achieve this separation of deliverables, staff conducted an analysis to determine timelines for the project deliverables and resourcing status. This analysis served as the basis for the work plan for the short-term projects, now termed Phase One, and the proposed work plan for the medium- and long-term projects, now termed Phase Two, that staff seeks to receive feedback and guidance on from City Council and community.

Continuous Improvement Projects follow a project management methodology which includes a core project team, work groups comprised of practitioners drawn from the Department and relevant City Departments, a project assurance team comprised of sworn and professional personnel that oversee the relevant business area on a day-to-day basis, and a project board comprised of Department Executive staff and City leadership.

Phase Two Projects will follow the cyclical process of Strategic Review, Policy Planning, Policy Development, Training Development, Training Delivery, Implementation and Compliance.

All changes to business processes, and policy, will result in training for personnel. This training may be in the form of E-learning videos or in-person training. Compliance metrics will also be implemented as an assessment tool for the effectiveness of policy and training. The Phase Two timelines do not include training delivery or sustained compliance as these are unknown variables at this stage.

The status of deliverables related to the Continuous Improvement Projects is included in **Attachment D** of this report.

### Office of Accountability and Transparency Updates

The Mayor and City Council established the Office of Accountability and Transparency (OAT) in 2021 to perform independent civilian oversight of the Phoenix Police Department (Department). OAT reviews Department administrative investigations of incidents involving sworn personnel and provides community members a way to freely communicate complaints, commendations, and concerns about officers and the Police Department without fear of retaliation.

Phoenix City Code, Chapter 20, as amended by City Council on May 15, 2024, states OAT's role is to:

- Take community complaints or commendations,
- Establish procedures for receiving anonymous complaints,
- Conduct outreach with the community,
- Provide support services to impacted community members,
- Review Police Department administrative investigations or civilian employee complaints,
- Make recommendations to the Police Chief regarding policy, rules, and training issues,
- Conduct mediation to resolve disputes,
- Administer a youth outreach program, and
- Address other issues of concern to the community.

Since February 2024, OAT has released 29 reports detailing its review of Police Department administrative investigations. OAT found that 20 of the reviewed investigations were thorough and complete and made recommendations for future investigations in 22 of its reports, the majority of which the Department has agreed to implement. These recommendations are detailed in **Attachment E**. OAT is actively reviewing 146 cases, a 65 percent increase over this time last year, and continues to add new cases to its review caseload.

OAT's Community Engagement team has worked diligently to connect with community and expand OAT's reach. Since OAT began recording individual community member engagements in July 2024, the team has engaged with more than 13,000 community members. Additionally, this three-person team has tabled, attended, or connected with more than 115 events in the first two quarters of 2025, compared to 31 in the first two quarters of 2024. In addition to their regular engagement efforts, the team has spent countless hours engaging community partners to meet the mandate to develop a youth outreach program that will begin this fall.

Consistent with the mandate to support services to impacted community members, OAT staff met with and began a partnership with the Family Advocacy Center's (FAC) Critical Incident Liaisons. Through this partnership, OAT and the FAC's team will work together to address the need for timely, transparent communication and information sharing between the Department and community members involved in critical incidents.

OAT's Mediation Director has completed five mediations since February 2024. The Mediation Director has worked diligently in collaboration with the Police Department to build the processes, procedures, and parameters for individual officer-community member mediation, including reviewing draft operations orders, meeting with union



leadership, and collaborating with other City departments including Law and Human Resources.

OAT administers the Phoenix Civilian Review Board (CRB), which is tasked with reviewing OAT review reports and recommendations as well as the Department's responses to those reports. OAT staff developed and implemented a series of robust and detailed trainings to ensure that CRB members have the knowledge necessary to engage in their work. Training topics included:

- Phoenix City Code Chapter 20
- Arizona Revised Statutes Section 38-1117
- PSB processes and procedures
- Force Evaluation Review Unit
- Peace Officer's Bill of Rights
- Constitutional Principles

After completing these trainings, the CRB participated in two mock meetings to finalize Board procedures and to practice deliberating and issuing findings on OAT reports. The Board's first formal business meeting will be Friday, September 26, at 1:00 p.m. at the Agave Library.

#### Community Assistance Program Updates

In June 2021, the City Council approved a \$15 million investment to expand the Community Assistance Program (CAP). CAP consists of Crisis Response Units (CRUs), Behavioral Health Units (BHUs), and Behavioral Health dispatchers. CAP is a proven model to assist residents experiencing a traumatic event, behavioral health crisis, or other social welfare concerns. CAP is the foundation of our efforts to address the gap between traditional emergency and public safety services and the needs of the community. To meet the diverse needs of those we serve, the CAP team continues collaborating with community partners and connecting individuals with appropriate resources.

The CAP expansion has made considerable progress to achieve long-term program success and sustainment. The plan is to increase the number of CRUs to ten and BHUs to nine. A multidisciplinary team of City departments have been working to support this vision. To date, there are six CRUs (60 percent to target) and nine BHUs (100 percent to target) in operation. The newest BHUs, BH6, BH7 and BH9 units went into operation in June 2025. BHU coverage is 24-hours daily. CRU coverage is 24-hour coverage for five days weekly and 22-hour coverage for two days weekly.

CAP is currently at 93 percent filled positions and 7 percent vacancies. In 2025, CAP completed four on-boarding classes. Class 25-05 began on August 4, 2025 and the 11 specialists and 9 peer support specialists will complete the on-boarding process in October. Class 25-06 has begun and will conclude in November. CAP anticipates hosting a Class 25-07 on-boarding prior to the end of December 2025.

Hiring for Behavioral Health Dispatchers/Supervisors has concluded, and CAP achieved the goal of 24-hour daily coverage in the Fire Alarm Room on March 31, 2025.

In July 2025, there were 389 calls transferred from Police Communications to CAP Behavioral Health Dispatchers. Between January and July 2025, the number of calls transferred from Police Communications to CAP Behavioral Health Dispatchers increased by 98 percent compared to the same period in 2024. In July 2025, half of the calls for the BHUs were generated from a transferred call from Police Communications. The remaining half of the BHUs' calls for service were either a co-response with police/fire or the call was generated by a BHU.

In July 2025, there were 785 calls for service for the BHUs. Between January and July 2025, the calls for service for BHUs' increased by 102 percent compared to the same period in 2024. Of the 785 calls for service, the BHUs made contact with a customer(s) on 466 calls (59 percent). The remaining calls were either cancelled prior to arrival or the units were not able to locate the customer upon arrival on-scene. For the month of July, single-unit BHU responses totaled 73 percent of the total calls for service and did not involve a co-response by Fire or Police. In July, the average response time for a BHU was 19 minutes.

In July 2025, there were 517 calls for service for the CRUs'. Between January and July 2025, the calls for service for CRUs' increased by 8 percent compared to the same period in 2024. Of the 517 calls for service, the CRUs contacted a customer(s) on 288 calls (56 percent). The remaining calls were either cancelled prior or upon arrival. Single-unit CR response in July was 10 percent of total calls for service. In July, the average response time for a CRU was 21 minutes.

The CAP will continue to focus on filling remaining vacant positions to bring more units into service, investing in the development and training of staff, and streamlining processes to improve community outreach and services.

#### City's Efforts to Address Homelessness

With direction from City Council, the Office of Homeless Solutions (OHS) was created in July 2022, and became operational in October 2022. Since the inception of OHS,

the changes in the way in which the City has addressed homelessness and the impact have been transformational.

For many years, the City has funded non-profit community organizations that provide essential services to individuals experiencing homelessness. In 2022, in addition to being a funder of services, the City became a direct service delivery provider and owner/operator of City-owned sites. In the last three years, OHS has prioritized the creation of shelter capacity and its investments have created over 1,200 new beds and 300 outdoor spaces. OHS is now prioritizing the improvement of operations at shelter sites, preventing individuals and families from experiencing homelessness and housing solutions while maintaining an effective emergency response shelter system.

Additionally, OHS's transformation included an increase in staffing and the implementation of an expanded proactive outreach approach, through leading with services and increasing visibility throughout the community. OHS has built a diverse team with expertise through work experience and/or lived experience who directly engage with people experiencing homelessness to connect them with services and work with the community to address encampments.

OHS continues to work with the Phoenix Police Department in several ways including coordinating efforts in highly frequented areas, which will often include additional supporting City departments such as Neighborhood Services, Street Transportation, Public Works, and Parks and Recreation. Additionally, OHS has developed and deployed an E-learning opportunity in early August for sworn Police Department staff conveying OHS's mission, information on how officers can connect with outreach resources during or after business hours, and how officers can directly connect individuals experiencing homelessness with services. Through August 19, 58 percent have completed the E-learning module. Finally, OHS is collaborating with the Phoenix Police Department on utilizing OHS's existing property storage program, which includes an assessment and notification process, as a framework to meet their needs while ensuring safe property storage and reunification with property.

### **Responsible Department**

This item is submitted by Assistant City Manager Lori Bays, Deputy City Managers Ginger Spencer and Gina Montes, the Police Department, the Fire Department's Community Assistance Program, the Office of Accountability and Transparency, and the Office of Homeless Solutions.

## Attachment A

### Phoenix Mayor and City Council Action Items

#### Policy Session Summary

As of September 1, 2025

This document provides a summary of the action items approved by the Mayor and Council during the City Council Policy Session on September 24, 2024. The Policy Session included four items on the City's efforts to address homelessness, increase accountability and transparency, and improve public safety. Three of the four items included a series of 37 actions taken by Council. These action items included:

- 26 items included in a memo from the Mayor and members of the City Council with an additional two approved recommendations made during the Council discussion.
- Two formal actions to add ongoing staff to the Office of Homeless Solutions and the PPD.
- Seven staff recommendations, such as implementing additional trainings and new technologies.

**Of the 37 action items approved by the Mayor and City Council, 25 of the 37 items are now completed with six of those having ongoing elements. The remaining 12 items are in progress.**

Mayor and Council Memo (Sept 24 Policy Item 4)			
Item Description	Key Deliverables	Project Status Update	Status
1. The Police Department shall more effectively collect data on all stops, searches, arrests, and uses of force to include – at a minimum – the involved citizen's age, race, gender and housing status.	1. Update CAD Subject Contact Data Form to capture Homeless Status 2. Create new form in Motorola P1 RMS to capture all required demographic data related to stops, searches, and arrests 3. Implement new data capture	1. Effective April 1, 2025, Homeless Status added to the existing Subject Contact Data (SCD) Form. That form will remain in operation until the replacement Police Contact Report can be added to P1 RMS. 2. New form developed in Motorola P1 RMS	Complete  The data of housing status was added.  Additionally, the new data capture form will launch on September 9, 2025, with the launch of Motorola P1 RMS
2. The PPD's Performance Compliance Team shall regularly audit a sample of police reports to ensure that officers are correctly applying the Fourth Amendment, including providing sufficient basis for reasonable suspicion in making stops and probable cause for searches. Audits shall be used as a tool for identifying training deficiencies and opportunities. Findings shall be shared with the City Council and the Civilian Review Board on no less than an annual basis.	1. Hire Performance Compliance Team 2. Implement cadence for Assessment Reports	1. Personnel now hired and in place 2. First Assessment Report will be available for review the first full quarter following the launch of Motorola P1 RMS	In Progress

3. The PPD shall create a new Investigative Sergeant position in all precincts and other bureaus who report directly to the Professional Standards Bureau (PSB). Any misconduct that appears to rise to the level of a written reprimand shall be investigated by the Investigative Sergeant, which will allow Patrol Sergeants to remain on the streets supervising their direct-report officers. Misconduct that may rise to the level of suspension, demotion, or termination shall be investigated by PSB investigators.	<ol style="list-style-type: none"> <li>1. Create PSB Field Investigations Unit</li> <li>2. Interview &amp; Transfer Personnel</li> <li>3. Develop Working Practices</li> <li>4. Unit Go-Live</li> </ol>	<ol style="list-style-type: none"> <li>1. Unit created Feb 3, 2025</li> <li>2. Personnel hired June 2, 2025</li> <li>3. Unit Working Practices finalized. New Field Investigations Unit comprises 2 Lieutenants, 10 Sergeants who will: <ul style="list-style-type: none"> <li>• Intake all complaints</li> <li>• Handle all administrative investigations previously completed by Patrol</li> <li>• Conduct misconduct investigations where a sustained allegation would result in a written reprimand.</li> </ul> </li> <li>4. Unit Go Live – June</li> </ol>	Complete
4. The PSB manual, once revised, shall provide clear standards for the thoroughness of investigative reports. The manual shall also set clear standards for reviewing all relevant evidence available in an investigation.	<ol style="list-style-type: none"> <li>1. PSB Bureau Manual will detail clear standards for PSB personnel</li> </ol>	<ol style="list-style-type: none"> <li>1. PSB manual sections B1.4.B.5, B1.4.D, B1.4.D(4), B1.4.D.7, B1.4.E, B1.4.E(1and2), B2.3, B2.4.A, B2.4.A(1-4), and B2.6 (report writing) outline clear requirements for PSB personnel when completing reports and reviewing evidence</li> </ol>	Complete
5. When conducting misconduct investigations, PSB shall review all aspects of the incident—including those beyond the scope of the initial complaint—for compliance with PPD policies and training, as well as applicable laws.	<ol style="list-style-type: none"> <li>1. PSB Bureau Manual will detail requirements for investigations to review all aspects of the incident</li> </ol>	<ol style="list-style-type: none"> <li>1. PSB manual section B2.6.C(c) and B2.4.A outline requirements of investigators to review all aspects of incidents being reviewed/investigated (Feb 2025).</li> </ol>	Complete
6. PSB use of force investigations must fully explore whether an officer(s) effectively considered de-escalation strategies and tactics during the incident in	<ol style="list-style-type: none"> <li>1. PSB Bureau Manual will detail investigation requirements in relation to de-escalation and tactics</li> </ol>	<ol style="list-style-type: none"> <li>1. PSB B2.5.B.8(A-C) rev Jan 2024 outlines interview practices for PSB personnel completed December 2024</li> </ol>	Complete

question. PSB shall further explore and document how officers' perceive their actions and decision-making within the framework of policies & training, as well as applicable laws.	2. PSB will document officers' perception of their actions and decision-making within the framework or policies, training, and applicable laws	2. PSB OIS and Critical Incident investigations capturing interviews of employees "De-escalation Strategies" and training	
7. The Police Department shall provide or procure regular and ongoing training for all PSB investigators.	1. Create & Implement Training Plan for investigators 2. Develop ongoing Professional Development Training Plan for PSB Investigators	1. In –Person Proficiency training being tailored to PPD/PSB by Daigle Law Group completed May 2025. 40-hour training course delivered by Daigle Law Group delivered in June 2025. 2. Ongoing Proficiency Training for all PSB investigators. Training will target current NIAIA-Current National Trends, and misconduct trends observed within the department. 40-hrs continuous training.	Complete
8. The PPD's PSB investigative bodies may not provide mere conclusory declarations such as "sustained," "unfounded," "unresolved," "exonerated," "within policy" or "out of policy." PPD shall, in all circumstances, provide a thorough and complete analysis and rationale for all investigative findings and conclusions. PSB investigations shall further categorize the totality of the officer's actions as Class 1, Class 2, or Class 3 (as defined by PD Ops Order 3.18) and shall identify opportunities for improvement, if any, during the incident.	1. Update PSB Manual outlining report writing practices of PSB personnel 2. Update Policy Violations Matrix and IAPro to capture all policy violation allegations.	1. PSB manual section B2.6.C(c/d) outlines report writing requirements for PSB personnel when articulating investigative findings as well as providing direction to review board members when articulating reasons for findings recommendations.	Complete
9. PSB shall set and publish clear deadlines for completing investigative	1. Update PSB Manual will detail requirement to	1. PSB manual section B2.4.B (PSB180) aligns with ARS38-1110	Complete

reports. If a report is completed beyond the deadline, the reasons for delay shall be articulated at the end of the report.	publish clear deadlines for completing reports 2. Update PSB Manual will detail requirements to notify employees of reasons for delays in an investigation	(POBR) regarding clear deadlines. 2. PSB manual sections B2.4.E.1(A/B) and B2.4.A.7 outline standards.	
10. PSB shall collect and record data for all citizen complaints, including the nature of the complaint and precinct and officer(s) involved. The Department shall regularly review the data and its trends to determine whether additional training may be necessary throughout a particular precinct or the Department and provide the data (not including personal identifying information) and its analysis of the data to the City Council and the Civilian Review Board on no less than an annual basis.	1. Implement Centralized Intake process 2. Source Centralized Intake software 3. Configure system to capture data requirements 4. Develop data analysis, reporting, and performance metrics 5. Produce annual report for City Council & the Civilian Review Board	1. PSB Field Investigations Unit recording all complaints received at PSB; community and from the field	In Progress  Implementation scheduled for end of September 2025.
11. PSB shall provide a written response to the citizen complainant explaining the investigation's findings.	1. PSB Manual will detail capture requirement for written response	2. PSB Manual section Sec B-1 4.G.(1) updated	Complete
12. The City shall create a dedicated hotline for citizens to report potential officer misconduct to PSB.	1. Process mapping and resource modeling to determine actioning of hotline calls 2. Train 311 Personnel	311 Staff have been trained and capable of directing callers to appropriate resource for complaints and commendations.	In Progress
13. The Department shall adopt clear standards and accountability measures for PSB investigators, supervisors and commanders to ensure that all potential law and policy violations are fully investigated, and- if required-referred to the Critical Incident Review Board	1. Update PSB Manual to outline requirements for PSB Investigators, supervisors and Commanders 2. Implement Centralized Intake process 3. Source Centralized Intake software	1. PSB Manual sections B1.4 (B/C), B2.4.A, B2.5.B(7) and B2.6.C(C) outline standards for PSB personnel requiring all potential law and policy violations be investigated. PSB manual section B2.4.D.2(C) directs PSB personnel to refer to	In Progress  Implementation scheduled for end of September 2025.

	4. Configure system to capture data requirements	Operations Order 3.18.11.B for CIRB protocol. 2. PSB Field Investigations Unit recording all complaints received at PSB; community and from the field.	
14. PSB shall establish a clear policy for forwarding Brady materials as timely as possible to the Maricopa County Attorney's Office and other relevant outside agencies.	1. PSB to establish clear policy in relation to 'Brady' material	1. PSB Manual A-3.4.4-6 details the dissemination of 'Brady' material (Jan 2025)	Complete
15. When making deviations of discipline from the Disciplinary Review Board, the Police Chief shall fully explain the rationale for doing so and explain why the deviation is in the best interest of the Department and the community. The City Manager must approve all recommendations for downward deviations of discipline. In a manner that protects the confidentiality of individuals under review, the City Council shall receive an annual report regarding the recommendations of the Disciplinary Review Board.	1. Update PSB Manual to detail the revised process for downward deviation of discipline 2. Annual Report to be developed	1. PSB Manual section B6 (addendum C and D) CIRB findings memorandum template and Police Chief & CMO deviation memorandum template completed. Similar templates for DRB findings and Police Chief deviation from DRB findings added March 2025 2. Annual report has been developed	Complete and Ongoing
16. The Disciplinary Review Board shall add one additional citizen to its membership, for a total of three citizens.	1. Add civilian to the Discipline Review Board	1. Additional civilian and sworn members added to the Discipline Review Board in line with A.R.S. 38-1117.A.	Complete
17. The Police Department shall develop and implement a policy for Special Assignments Unit officers to use body-worn cameras when engaging with the public and adopt policies regarding the disclosure of the unit's	1. Policy to include requirement for SAU to comply with PPD's BWC policy	1. Operations Order 5.1.00 - Body-Worn Camera Policy, Section 4. C. (2) (f) includes requirement for SAU to comply with PPD's BWC Policy	Complete



footage in accordance with state public records laws.			
18. Continue efforts to prioritize staffing levels for 911 and Radio Dispatchers (including evaluating additional increases in pay) to alleviate the current high vacancy rate. Staffing at full levels will create the coverage necessary to improve training opportunities for all dispatchers.	<ol style="list-style-type: none"> <li>1. Develop hiring plan</li> <li>2. Review hiring bonus options</li> <li>3. Review systems to assist with determining hiring eligibility</li> <li>4. Review pay scale options</li> </ol>	<ol style="list-style-type: none"> <li>1. Hiring plan developed.</li> <li>2. Hiring bonus of \$7500 and referral bonus of \$2500 implemented.</li> <li>3. Review of 'Critical' to determine areas of improvement in the eligibility testing.</li> <li>4. Class and Comp to complete a hiring comparison with other agencies.</li> </ol>	<p>Complete and ongoing</p> <p>Prioritization initiatives are ongoing with a hiring plan in place</p>
19. The Fire Department's Community Assistance Program shall have 24/7 dispatch coverage by the end of the first quarter 2025.	<ol style="list-style-type: none"> <li>1. Personnel Hired</li> <li>2. On-boarding 24/7 dispatch coverage</li> </ol>	<ol style="list-style-type: none"> <li>1. Personnel hired January 2025</li> <li>2. Coverage available, March 2025</li> </ol>	Complete
20. The Police Department shall create policies with community input regarding interactions with youth and vulnerable populations including the unsheltered community and those with behavioral health challenges that include special considerations for consensual contacts, use of force, interviews, and interrogations.	<ol style="list-style-type: none"> <li>1. Develop Youth Interactions Policy</li> <li>2. Develop Individuals Experiencing Homelessness (IEH) Interactions Policy</li> <li>3. Revise existing Behavioral Health related policies</li> </ol>	<ol style="list-style-type: none"> <li>1. Youth Project staff, in coordination with the Mayor and City Council with leadership from by Councilwoman Guardado to access City Council networks to survey youth and their parents/carers for their views/desires for the police department and what should be included in the youth interactions policy. Survey closed August 1, 2025 with over 2,270 surveys received, with 70% of survey responses being from Youth under 17.</li> <li>2. Draft policies being finalized</li> </ol>	In Progress
21. The Police Department shall provide training to its officers on how to best utilize crisis intervention resources (such as the Crisis Intervention Team) as well as services provided by the Community Assistance Program and	<ol style="list-style-type: none"> <li>1. Creation &amp; deployment of e-Learning Solution for PD/CAP</li> <li>2. Creation &amp; deployment of e-Learning Solution for OHS</li> </ol>	<ol style="list-style-type: none"> <li>1. PD/CAP e-Learning distributed in March 2025 to PD capturing immediate response options including Comms deployment, CIT Patrol resources, CIT Squad Resources, CAP/BHU, Third Party Mobile Teams.</li> </ol>	Complete

Office of Homeless Solutions.		2. OHS Video completed, being distributed August 2025 to Lieutenants, Sergeants, Officers, etc.	
22. The Police Department shall adopt policies that allow the Crisis Intervention Team to prioritize urgent or time-sensitive matters over duties that are not core to the CIT mission.	<ol style="list-style-type: none"> <li>1. Develop Youth Interactions Policy</li> <li>2. Develop Individuals Experiencing Homelessness (IEH) Interactions Policy</li> <li>3. Revise existing Behavioral Health related policies</li> </ol>	3. Youth Project staff, in coordination with the Mayor and Council through leadership from Council woman Guardado to utilize Council networks to survey youth and their parents/carers for their views on the PPD and what they would like to see included in the youth interactions policy. Survey closed August 1, 2025 with over 2,270 surveys received, with 70% of survey responses being from Youth under 17.	<p>In Progress</p> <p>Draft Youth Interactions Policy to be finalized and available for public comment, September 2025</p> <p>Draft Individuals Experiencing Homelessness Policy to be finalized and available for public comment, September 2025</p>
23. The Police Department shall continually survey the best practices of similarly-situation law enforcement agencies throughout the nation and update its own policies and training to ensure that Phoenix is employing nationally recognized best practices.	<ol style="list-style-type: none"> <li>1. Identify Business subject matter experts for every Policy</li> <li>2. Develop &amp; implement a tracking system for best-practice reviews</li> <li>3. Develop &amp; implement a review cadence</li> </ol>	<ol style="list-style-type: none"> <li>1. Business subject matter experts were finalized, March 2025.</li> <li>2. Reporting cadence was finalized, with core policies to be reviewed annually with a quarterly cadence of groups of policies. Changes to policy will be assessed for training requirements and training developed accordingly.</li> </ol>	Complete and ongoing
24. The Police Department shall enhance customer service training for officers and staff who engage with members of the public.	<ol style="list-style-type: none"> <li>1. Develop Customer Service curriculum for departmental staff training</li> <li>2. Implement Training Plan</li> </ol>	<ol style="list-style-type: none"> <li>1. Standards of Public Trust and Procedural Justice curriculums have been developed.</li> <li>2. Initial classes were taught in the Q4 Sergeant School and are scheduled for Department-wide training in Q1, 2026, as part of the 20-hour training module.</li> </ol>	In Progress

<p>25. Professional staff shall update the City Council and the Civilian Review Board on the Police Department's compliance with recommendations by the Office of Accountability and Transparency every 6 months.</p>	<ol style="list-style-type: none"> <li>1. Reporting format to be developed</li> <li>2. Meeting cadence to be determined &amp; initiated</li> </ol>	<ol style="list-style-type: none"> <li>1. A tracking sheet was developed.</li> <li>2. A meeting schedule was initiated with initial progress report provided to the Office of Accountability and Transparency (OAT). OAT Director provided an update to City Council on progress, during the April 15, 2025, Policy Session.</li> </ol>	<p>Complete and ongoing</p> <p>Next report due to Civilian Review Board (CRB) in September 2025</p>
<p>26. Professional staff shall update the City Council and the Civilian Review Board of its progress on the aforementioned public safety reforms in writing every three months over the next three years.</p>	<ol style="list-style-type: none"> <li>1. Reporting format to be developed</li> <li>2. Meeting cadence to be determined &amp; initiated</li> </ol>	<ol style="list-style-type: none"> <li>1. Meeting schedule initiated - Most recent progress report provided to City Council during the Policy Session, April 15, 2025. Written report subsequently provided to OAT on April 25, 2025. Additionally, CRB met on April 18, 2025, and received a presentation from OIB on the new Use of Force Policy.</li> </ol>	<p>Complete and ongoing</p> <p>Next report scheduled for September 2025 to align with City Council Policy Session</p>

Additional Requests by Councilmembers During Meeting			
Item Description	Key Deliverables	Project Status Update	Status
Staff to return to the Oct. 22 Policy Meeting with a proposal to implement new technology such as a voice activated intelligence system for Crimestop no later than the end of the first quarter of 2025.	<ol style="list-style-type: none"> <li>1. Draft determination memo</li> <li>2. Kick off call with vendor</li> <li>3. Develop Standard Operating Procedures</li> <li>4. Testing protocols</li> <li>5. Go-Live</li> </ol>	<ol style="list-style-type: none"> <li>1. Determination memo approved, November 2024</li> <li>2. Vendor kick-off call, April 2025</li> <li>3. Setup and Configuration started in May 2025.</li> <li>4. First eight hour live test was completed on July 31, 2025</li> <li>5. The system went live on August 13, 2025.</li> </ol>	Complete
Requested a community feedback process, timeline, budget and outreach plan for the reforms and public safety.	The Public Safety and Justice Subcommittee recommended approval for the implementation of Zencity's Blockwise platform, a monthly survey tool designed to gather community sentiment on public safety. The City Council approved the request and included it in the FY2025-26 budget.	Zencity launched the Blockwise tool in July 2025 and is currently in the initial data collection phase with the first actionable insights available in approximately 3 months.	Complete and ongoing  Survey results will be provided during the next quarterly update in December 2025.

Staff Recommended Formal Actions			
Item Description	Key Deliverables	Project Status Update	Status
1. Create four new positions in PD including one police research supervisor and three police research analysts	<ol style="list-style-type: none"> <li>1. Recruit Police Research Supervisor</li> <li>2. Recruit 3 Police Research Analysts</li> </ol>	<ol style="list-style-type: none"> <li>1. Supervisor hired February 2025.</li> <li>2. Researchers hired April 2025.</li> </ol>	Complete
2. Convert 14 temporary, FT positions in OHS to ongoing positions	<ol style="list-style-type: none"> <li>1. All 14 temporary positions converted to ongoing positions</li> </ol>	<ol style="list-style-type: none"> <li>1. Approved during the September 24, 2024, Council meeting.</li> </ol>	Complete
Staff Recommendations Approved by Mayor and City Council			
Item Description	Key Deliverables	Project Status Update	Status
1. Launch training in partnership with tribal nation police departments	<ol style="list-style-type: none"> <li>1. Launch cultural competency training for recruits</li> <li>2. Launch cultural competency training for existing personnel</li> </ol>	<ol style="list-style-type: none"> <li>1. Training for recruits implemented November 2024.</li> <li>2. Training for existing personnel implemented December 2024.</li> </ol>	Complete
2. Develop a biennial training	<ol style="list-style-type: none"> <li>1. Develop Biennial Training Plan for certified Crisis Intervention Team (CIT) officers</li> </ol>	<ol style="list-style-type: none"> <li>1. Training Plan developed: 8-hour requirement, with 4</li> </ol>	In Progress

plan for CIT officers	2. Roll-out Training Plan	hours mandatory and 4 hours elective training. 2. Plan for training rollout under development.	Biennial continuous education plan to be completed by September 2026.
3. Explore youth prevention programming	1. Develop and expand Youth Prevention Programming including drug and mental health programs 2. Secure funding to support programs 3. Launch the Youth Advisory Board 4. Partner with Maricopa County Juvenile Probation to develop youth leadership programs	1. Partner with, Fulfillment In Training (FIT). Police personnel would partner to serve as mentors to youth in the South Mountain Community. 2. Grants are being authored for the FIT program. 3. Police Chief's Advisory Board was approved on 5/13/2025 by Chief Benza. The first Chief's Advisory Board meeting was August 13, 2025. The Board consists of 10 youth from around the valley. 4. Memo to enter partnership with Juvenile Probation is being authored. Developing roles from both agencies for this program. Pending approval and program development, a launch in January 2026 is anticipated.	In Progress  In the grant process – approval September 2025. October 2025 - earliest date for access to funding.
4. Explore additional services to be provided by civilian staff, rather than sworn PD employees	1. Review Arizona State University (ASU) Calls For Service Study 2. Review PFM Draft Staffing Study 3. Collaboration with ASU on civilianization projects and evaluate efforts 4. Development of proposal for the identification of civilian positions -	1. Review completed - ASU Calls For Service Study. Review identified numerous type of calls that can be completed by Police Assistants (PA) rather than a sworn officer. 2. Review completed – PFM Draft Staffing Study 3. Information on committee being established.	In Progress  Meeting to be held late September 2025 with commanders and administrators of various bureaus within the department to discuss the civilianization of certain activities from sworn personnel.

5. Conduct community engagement process to assist in developing continuous improvement plan	1. Complete and combine continuous improvement plan, department strategic plan and crime reduction plan under new Chief's leadership	1. The development of the Chief's combined plan will include engagement with community and department stakeholders.	In Progress  The LEAD with PRIDE Strategic Plan will be available during the next quarterly update in December 2025.
6. Research and submit a plan to Council to procure an early intervention system	1. Finalize User Requirements 2. Launch Procurement Process 3. Evaluate Proposals & Product Demonstrations 4. Selection of Vendor 5. Launch Implementation Plan	1. User Requirement completed 3/12/25. 2. Procurement Process launched April 2025. 3. Evaluation of Proposals completed July 2025. 4. Recommendation of selection of Vendor completed 7/24/25.	In Progress  Contract finalized and available 10/1/25  Purchase order processed by 10/25/25  Implementation kickoff meeting will be established after contract execution. A detailed projected timeline will be available after kickoff meeting.
7. Launch First Amendment facilitation and management policy for community feedback	1. Draft policy distributed for public comment 2. Incorporate public feedback 3. Policy finalized & training developed 4. Training delivered & Policy launched	1. Policy distributed for public comment in October 2024. 2. 70 total comments received, including 23 substantive comments. 3. Policy finalized and training under development.	Complete

**ATTACHMENT B - Disciplinary Review Board (DRB) Recommendations Report**

<b>PSB Number</b>	<b>Board Date</b>	<b>Board Recommendation</b>
SH20-0022	1/17/2024	40 hr Suspension
PSB23-0056	1/17/2024	40 hr Suspension
PSB23-0036	3/20/2024	24 hour Suspension
PSB23-0045	3/20/2024	240 hour Suspension
PSB23-0067	4/3/2024	Termination
PSB23-0077	5/22/2024	80 hour Suspension
PSB24-0003	7/10/2024	8 hour Suspension
PSB23-0086		
PSB24-0012	8/28/2024	40 hour Suspension
PSB24-0051		
PSB24-0062	11/13/2024	Terminated
PSB23-0061	12/4/2024	Loudermill
PSB24-0159	8/20/2025	Termination

## Attachment C - Data Request Summary

### Response to Public Safety Data Requests

In September 2024, the Phoenix City Council provided several directives to the Phoenix Police Department. The Police Department's Organizational Integrity Bureau reviewed the Council's directives and conducted a strategic review of data collection practices in law enforcement. This strategic review involved identifying national standards of practice, evaluating the Department's current data collection practices related to officer-initiated contacts, identify potential data quality shortcomings, and provide recommendations for data collection and analysis.

The Department captures separate datasets within the various reporting mechanisms: Incident Reports (IRs), Field Interview Cards (FIs), Citations, Bookings, Subject Contact Data (SCD) and Citation in lieu of detention (CLDS). This information is collected in RMS. The data related to Use of Force is maintained within the IaPro system.

With the new RMS on Sept. 9, 2025, the Police Department will be able to do the following:

- Consolidate the data collection, enhance the reporting processes and strengthen accountability measures for officers.
- More effectively and accurately document interactions between officers and the public, including stops that do not result in citations, which is a data set not currently collected.
- Collect data on proactive investigative stops, which is a data set not currently collected.

The tables below provide current data availability and future data availability for contacts in the new RMS.

### Data Summary for Self-Initiated Contacts – Addendum C1 and C2

Self-Initiated stops include any contacts outside of calls for service such as traffic stops and pedestrian stops.

		Hexagon/RMS*	P-1 RMS+
1	Race	Yes <sup>a</sup>	Yes
1	Ethnicity	Yes <sup>a</sup>	Yes
2	Age	Yes <sup>a</sup>	Yes
2	Gender	Yes <sup>a</sup>	Yes
3	Reason for Stop	No	Yes
4	Outcome (e.g. warning, citation, arrest)	Yes <sup>b</sup>	Yes <sup>b</sup>
5	Location, time, & length of stop	Yes <sup>c</sup>	Yes
6	Was a search conducted	No	Yes
6a	If a search was conducted, justification and results of search including any contraband	No	Yes
6b	When consent is given voluntarily	N/A <sup>d</sup>	N/A <sup>d,h</sup>
7	If stop was extended was a reason given (e.g. DUI investigation, language barrier, training stop, etc.)	No <sup>e</sup>	No <sup>e</sup>
8	Housing Status	Yes	Yes



### Data Summary for Incident Report- Addendum C3

Incident reports are generated from a Call for Service and may result in a field interview, bookings, CLDs, or citations.

		Hexagon/RMS*	P-1 RMS+
1	Race	Yes <sup>a</sup>	Yes
1	Ethnicity	Yes <sup>a</sup>	Yes
2	Age	Yes <sup>a</sup>	Yes
2	Gender	Yes <sup>a</sup>	Yes
3	Housing Status	Yes	Yes

### Data Summary for Use of Force- Addendum C4

Use of Force data is collected in the IAPro Administrative Records Management System. The use of IAPro is not affected by the change to PremierOne RMS. ADD language about the connection between IAPro and RMS

		Hexagon/IAPRO	IAPRO/P1
1	Race	Yes	Yes
1	Ethnicity	Yes	Yes
2	Age	Yes	Yes
2	Gender	Yes	Yes
3	Housing Status	No	No <sup>g</sup>
4	If weapon was used	Yes	Yes <sup>g</sup>
5	If a weapon was used, what was the weapon	Yes	Yes
6	Types of resistance, if applicable	Yes	Yes <sup>g</sup>
7	Injuries (officers and involved persons(s))	Yes	Yes

### Data Summary on Bookings and CLDs - Addendum C5

Bookings are those individuals who are physically taken to ITR (MCSO Detention Facility).

		Hexagon/RMS*	P-1 RMS+
1	Race	Yes	Yes
1	Ethnicity	Yes	Yes
2	Age	Yes	Yes
2	Gender	Yes	Yes
3	Housing Status	No	Yes
4	Immigration Detainer	No	No
5	Immigration Deportation	No	No

### **Data Summary for Parks and Recreation- Addendum C7 and C8**

The Parks and Recreation Department does not track how many times Park Rangers call the Police Department; however, the Parks Department is able to track when PD was on scene during a park visit and an incident number was generated. That data does not differentiate whether Park Rangers called PD, or if they were already on scene. Once the Police Department is involved, the Parks and Recreation Department does not track the result of the interactions.

The following table outlines the data collected by Park Rangers when issuing a documented warning, trespassing from the park, or issuing a citation for a violation of City Code.

	Hexagon/RMS*	P-1 RMS+
Race	Yes	Yes
Ethnicity	Yes	Yes
Age	Yes	Yes
Gender	Yes	Yes
Housing Status	No	No

#### **Notes:**

\* - Data is currently collected through multiple systems including Versaterm Computer Aided Dispatch (CAD) and the Hexagon Record Management System (RMS). The current data being collected is difficult to analyze or report in an aggregate format.

+ - The data is planned to be collected in a new RMS system from Motorola PremierOne planned for implementation in 2025.

a – This data is collected in multiple data entry fields in CAD and/or RMS. A call for service can result in a citation, incident report, or subject data contact form. Collating, reporting, and analyzing the data becomes problematic and resource intensive given the variety of dispositions for traffic or pedestrian stops which would require reporting across multiple data sources.

b – This is collected in the final disposition of the call for service, i.e. citation, arrest, etc.

c – The data capturing the length of time may not be reflective of the actual time involved in the incident, i.e. a traffic stop that results in an arrest.

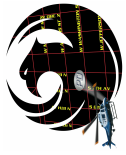
d – Consent searches are only done voluntarily.

e – There is not a data field specific to this information, however by tracking the start and stop time of the contact, we can further analyze this data set to provide deeper understanding of the extension of a stop.

f- MCSO personnel gather Immigration verification information.

g - IAPro does not have a data element to collect Housing Status. IAPro collects if a weapon was used; IAPro does not collect if a weapon was present (the definition of weapon and present is critical). IAPro collects the individual's level of resistance and their degree of injury (if any).

h – Consent search is an option for the Basis for Search data field.



**PHOENIX POLICE DEPARTMENT**  
Count of Contact Forms with Initial or Final Radio Code 511P or 511V^  
Area of Evaluation: **Council District 1**  
Date Range: 07/01/2025 - 07/31/2025

**Addendum C1**

**RADIO CODE^**

REASON FOR CONTACT		511P	511V	Total
Bicycle Violation		10	1	11
Call for Service		17	12	29
Check Welfare		13	0	13
Consensual Contact		5	0	5
Pedestrian Violation		27	9	36
Suspicious Activity		26	2	28
Unwanted Person		5	0	5
Vehicle Violation		3	247	250
Total Contact Forms		106	271	377

**\*Homeless status in this report is based on the Experiencing Homelessness checkbox on the contact form.**

**^This report is limited to calls with a contact form only, and does not represent the total number of 511P/511V calls for service during this date range. There may be more than one contact form written during a single calls for service incident.**

The council district groupings in this report are based on georeferenced addresses and may change as the geobase is improved and/or updated. Addresses with no council district listed could possibly exist within a county island, be located outside of the city's geographic boundaries, or there might be an error in either the way the address was entered or in the geobase which prevented the address from being assigned a council district in the data.

**ETHNICITY & RACE**

AGE	HOMELESS* SEX	HISPANIC				NON-HISPANIC				UNKNOWN				Total			
		B	U	W	Total	A	B	I	U	W	Total	B	U		W	Total	
Under 18	NO	0	0	1	1	0	0	0	0	2	2	1	0	1	2	5	
		0	0	1	1	0	0	0	0	2	2	1	0	1	2	5	
	Total	0	0	1	1	0	0	0	0	2	2	1	0	1	2	5	
18+	NO	0	0	21	21	0	8	6	0	53	67	2	1	2	5	93	
		M	1	1	52	54	4	31	4	1	89	129	5	3	7	15	198
		Total	1	1	73	75	4	39	10	1	142	196	7	4	9	20	291
	YES	F	0	0	2	2	0	0	2	0	5	7	0	0	0	0	9
		M	0	0	3	3	0	3	1	1	12	17	1	0	4	5	25
		Total	0	0	5	5	0	3	3	1	17	24	1	0	4	5	34
No DOB Listed	NO	Total	1	1	78	80	4	42	13	2	159	220	8	4	13	25	325
		F	0	0	2	2	0	6	0	0	2	8	1	0	0	1	11
		M	0	0	8	8	0	1	0	0	18	19	0	0	3	3	30
	YES	Total	0	0	10	10	0	7	0	0	20	27	1	0	3	4	41
		F	0	0	0	0	0	0	0	0	0	0	0	0	1	1	1
		M	0	0	1	1	0	2	0	0	2	4	0	0	0	0	5
Total Contact Forms	Total	0	0	1	1	0	2	0	0	2	4	0	0	1	1	6	
		0	0	11	11	0	9	0	0	22	31	1	0	4	5	47	
Total Contact Forms		1	1	90	92	4	51	13	2	183	253	10	4	18	32	377	

Any calls for service and/or contact forms that had missing or incorrect information may not be properly depicted in this report. There may be more than one contact form written during a single calls for service incident; all counts in this report are a count of contact forms, not calls for service incidents. Data is limited to contacts with persons only (vehicles are excluded).





**PHOENIX POLICE DEPARTMENT**  
Count of Contact Forms with Initial or Final Radio Code 511P or 511V^  
Area of Evaluation: **Council District 2**  
Date Range: 07/01/2025 - 07/31/2025

**RADIO CODE^**

REASON FOR CONTACT		511P	511V	Total
Under 18	Bicycle Violation	4	0	4
	Call for Service	3	10	13
	Check Welfare	15	2	17
	Consensual Contact	7	2	9
18+	Pedestrian Violation	14	2	16
	Suspicious Activity	12	1	13
	Vehicle Violation	2	156	158
	<b>Total Contact Forms</b>	<b>57</b>	<b>173</b>	<b>230</b>

^This report is limited to calls with a contact form only, and does not represent the total number of 511P/511V calls for service during this date range. There may be more than one contact form written during a single calls for service incident.

\*Homeless status in this report is based on the Experiencing Homelessness checkbox on the contact form.

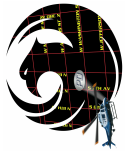
The council district groupings in this report are based on georeferenced addresses and may change as the geobase is improved and/or updated. Addresses with no council district listed could possibly exist within a county island, be located outside of the city's geographic boundaries, or there might be an error in either the way the address was entered or in the geobase which prevented the address from being assigned a council district in the data.

**ETHNICITY & RACE**

AGE	HOMELESS* SEX	HISPANIC				NON-HISPANIC				UNKNOWN						Total			
		A	U	W	Total	A	B	I	U	W	Total	A	B	I	U		W	Total	
Under 18	NO	0	0	0	0	0	1	0	0	0	7	8	0	1	0	0	1	2	10
		0	0	0	0	0	0	0	0	0	7	7	0	0	0	0	1	2	9
		0	0	0	0	0	1	0	0	0	7	8	0	1	0	0	1	2	10
	Total	0	0	0	0	0	1	0	0	0	7	8	0	1	0	0	1	2	10
18+	NO	0	0	5	5	2	2	0	0	0	22	26	1	1	0	3	12	17	48
		0	2	22	24	2	7	1	2	2	52	64	1	0	0	3	13	17	105
		0	2	27	29	4	9	1	2	2	74	90	2	1	0	6	25	34	153
	YES	0	0	1	1	0	1	0	0	0	6	7	0	0	0	0	4	4	12
		0	0	4	4	0	0	1	0	0	7	8	0	0	1	0	5	6	18
		0	0	5	5	0	1	1	0	0	13	15	0	0	1	0	9	10	30
	Total	0	2	32	34	4	10	2	2	2	87	105	2	1	1	6	34	44	183
	No DOB Listed	NO	1	0	3	4	0	2	0	1	5	8	0	2	0	0	0	2	14
0			0	8	8	0	2	0	1	10	13	0	0	0	0	1	1	22	22
1			0	11	12	0	4	0	2	15	21	0	2	0	0	1	3	36	36
YES		0	0	0	0	0	0	0	0	1	1	0	0	0	0	0	0	0	1
		0	0	0	0	0	0	0	0	1	1	0	0	0	0	0	0	0	1
		Total	1	0	11	12	0	4	0	2	16	22	0	2	0	0	1	3	37
Total Contact Forms		1	2	43	46	4	15	2	4	110	135	2	4	1	6	36	49	230	

Any calls for service and/or contact forms that had missing or incorrect information may not be properly depicted in this report. There may be more than one contact form written during a single calls for service incident; all counts in this report are a count of contact forms, not calls for service incidents. Data is limited to contacts with persons only (vehicles are excluded).





**PHOENIX POLICE DEPARTMENT**  
Count of Contact Forms with Initial or Final Radio Code 511P or 511V^  
Area of Evaluation: **Council District 3**  
Date Range: 07/01/2025 - 07/31/2025

**RADIO CODE^**

REASON FOR CONTACT		511P	511V	Total
Under 18	Bicycle Violation	26	2	28
	Call for Service	13	15	28
	Check Welfare	14	2	16
	Consensual Contact	15	2	17
18+	Pedestrian Violation	31	8	39
	Suspicious Activity	140	11	151
	Unwanted Person	11	1	12
	Vehicle Violation	5	234	239
	<b>Total Contact Forms</b>	<b>255</b>	<b>275</b>	<b>530</b>

^This report is limited to calls with a contact form only, and does not represent the total number of 511P/511V calls for service during this date range. There may be more than one contact form written during a single calls for service incident.

\*Homeless status in this report is based on the Experiencing Homelessness checkbox on the contact form.

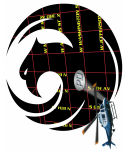
The council district groupings in this report are based on georeferenced addresses and may change as the geobase is improved and/or updated. Addresses with no council district listed could possibly exist within a county island, be located outside of the city's geographic boundaries, or there might be an error in either the way the address was entered or in the geobase which prevented the address from being assigned a council district in the data.

**ETHNICITY & RACE**

AGE	HOMELESS* SEX	HISPANIC					NON-HISPANIC					UNKNOWN					Total			
		B	I	U	W	Total	A	B	I	U	W	Total	A	B	I	U		W	Total	
Under 18	NO	F	0	0	0	0	0	0	0	0	0	2	0	0	0	0	0	0	2	
		M	0	0	0	2	2	0	0	0	0	6	6	0	0	0	0	0	8	
		Total	0	0	0	2	2	0	0	0	0	8	8	0	0	0	0	0	10	
	Total	0	0	0	2	2	0	0	0	0	8	8	0	0	0	0	0	10		
18+	NO	F	0	0	0	22	22	1	13	3	0	57	74	1	1	0	2	8	12	108
		M	1	0	4	61	66	2	31	5	2	101	141	0	3	1	1	16	21	228
		Total	1	0	4	83	88	3	44	8	2	158	215	1	4	1	3	24	33	336
	YES	F	0	0	0	0	0	0	3	1	0	13	17	0	1	0	0	7	8	25
		M	0	0	3	12	15	0	7	2	0	32	41	0	2	0	0	7	9	65
		Total	0	0	3	12	15	0	10	3	0	45	58	0	3	0	0	14	17	90
Total	1	0	7	95	103	3	54	11	2	203	273	1	7	1	3	38	50	426		
No DOB Listed	NO	F	0	0	0	4	4	0	3	0	0	11	14	0	0	0	3	3	21	
		M	0	0	0	21	21	1	7	0	0	22	30	1	2	0	1	6	10	61
		Total	0	0	0	25	25	1	10	0	0	33	44	1	2	0	1	9	13	82
	YES	F	0	1	0	0	1	0	0	0	0	4	4	0	0	0	0	0	5	5
		M	0	0	0	1	1	0	0	0	0	5	5	0	0	0	0	1	1	7
		Total	0	1	0	1	2	0	0	0	0	9	9	0	0	0	0	1	1	12
Total	0	1	0	26	27	1	10	0	0	42	53	1	2	0	1	10	14	94		
Total Contact Forms		1	1	7	123	132	4	64	11	2	253	334	2	9	1	4	48	64	530	

Any calls for service and/or contact forms that had missing or incorrect information may not be properly depicted in this report. There may be more than one contact form written during a single calls for service incident; all counts in this report are a count of contact forms, not calls for service incidents. Data is limited to contacts with persons only (vehicles are excluded).





**PHOENIX POLICE DEPARTMENT**  
Count of Contact Forms with Initial or Final Radio Code 511P or 511V^  
Area of Evaluation: **Council District 4**  
Date Range: 07/01/2025 - 07/31/2025

**RADIO CODE^**

REASON FOR CONTACT	511P	511V	Total
Bicycle Violation	39	3	42
Call for Service	67	28	95
Check Welfare	21	3	24
Consensual Contact	30	0	30
Pedestrian Violation	84	18	102
Suspicious Activity	152	10	162
Unwanted Person	6	0	6
Vehicle Violation	7	604	611
<b>Total Contact Forms</b>	<b>406</b>	<b>666</b>	<b>1,072</b>

^This report is limited to calls with a contact form only, and does not represent the total number of 511P/511V calls for service during this date range. There may be more than one contact form written during a single calls for service incident.

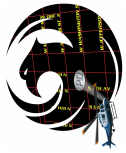
\*Homeless status in this report is based on the Experiencing Homelessness checkbox on the contact form.

The council district groupings in this report are based on georeferenced addresses and may change as the geobase is improved and/or updated. Addresses with no council district listed could possibly exist within a county island, be located outside of the city's geographic boundaries, or there might be an error in either the way the address was entered or in the geobase which prevented the address from being assigned a council district in the data.

**ETHNICITY & RACE**

AGE	HOMELESS* SEX	HISPANIC					NON-HISPANIC					UNKNOWN					Total		
		B	I	U	W	Total	A	B	I	U	W	Total	A	B	I	U		W	Total
Under 18	NO	F	0	0	0	0	0	0	1	0	0	1	2	0	0	0	0	0	2
		M	0	0	0	8	8	0	2	0	0	1	3	0	1	0	0	0	11
		Total	0	0	0	8	8	0	3	0	0	2	5	0	0	0	0	0	13
	Total	0	0	0	8	8	0	3	0	0	2	5	0	0	0	0	0	13	
18+	NO	F	1	0	0	64	65	1	37	5	0	43	86	1	4	1	1	11	18
		M	2	0	9	251	262	6	121	9	6	135	277	0	3	2	8	18	31
		Total	3	0	9	315	327	7	158	14	6	178	363	1	7	3	9	29	49
	YES	F	0	1	1	9	11	0	5	8	0	11	24	0	1	0	0	2	3
		M	0	0	0	22	22	1	15	10	0	24	50	0	1	2	0	2	5
	Total	0	1	1	31	33	1	20	18	0	35	74	0	2	2	0	0	4	8
No DOB Listed	NO	Total	3	1	10	346	360	8	178	32	6	213	437	1	9	5	9	33	57
		F	1	0	0	18	19	0	10	5	0	20	35	0	0	0	0	1	1
		M	0	0	1	64	65	1	16	4	0	31	52	0	0	0	1	1	2
	YES	U	0	0	0	0	0	0	0	0	0	0	0	0	0	0	1	0	1
		Total	1	0	1	82	84	1	26	9	0	51	87	0	0	0	2	2	4
		F	0	0	0	0	0	1	5	0	0	3	9	0	0	0	0	0	0
M	0	0	0	4	4	0	8	2	0	6	16	0	0	0	1	0	1		
Total	0	0	0	4	4	1	13	2	0	9	25	0	0	0	1	0	1	30	
Total Contact Forms	Total	1	0	1	86	88	2	39	11	0	60	112	0	0	0	3	2	5	205
		4	1	11	440	456	10	220	43	6	275	554	1	9	5	12	35	62	1,072

Any calls for service and/or contact forms that had missing or incorrect information may not be properly depicted in this report. There may be more than one contact form written during a single calls for service incident; all counts in this report are a count of contact forms, not calls for service incidents. Data is limited to contacts with persons only (vehicles are excluded).



**PHOENIX POLICE DEPARTMENT**  
Count of Contact Forms with Initial or Final Radio Code 511P or 511V^  
Area of Evaluation: **Council District 5**  
Date Range: 07/01/2025 - 07/31/2025

**RADIO CODE^**

REASON FOR CONTACT		511P	511V	Total
Under 18	Bicycle Violation	26	2	28
	Call for Service	9	18	27
	Check Welfare	14	0	14
	Consensual Contact	9	1	10
18+	Pedestrian Violation	37	10	47
	Suspicious Activity	69	6	75
	Unwanted Person	1	0	1
	Vehicle Violation	1	380	381
Total Contact Forms		166	417	583

**\*Homeless status in this report is based on the Experiencing Homelessness checkbox on the contact form.**

**^This report is limited to calls with a contact form only, and does not represent the total number of 511P/511V calls for service during this date range. There may be more than one contact form written during a single call for service incident.**

The council district groupings in this report are based on georeferenced addresses and may change as the geobase is improved and/or updated. Addresses with no council district listed could possibly exist within a county island, be located outside of the city's geographic boundaries, or there might be an error in either the way the address was entered or in the geobase which prevented the address from being assigned a council district in the data.

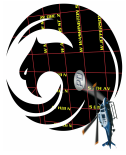
**ETHNICITY & RACE**

AGE	HOMELESS* SEX	HISPANIC				NON-HISPANIC						UNKNOWN				Total		
		B	U	W	Total	A	B	I	U	W	Total	B	I	U	W		Total	
Under 18	NO	F	0	0	4	0	0	0	0	0	0	0	0	0	0	0	4	
		M	0	0	13	0	0	0	0	0	1	1	0	0	0	0	14	
		Total	0	0	17	17	0	0	0	0	1	1	0	0	0	0	18	
	Total	0	0	17	17	0	0	0	0	1	1	0	0	0	0	0	18	
18+	NO	F	0	0	59	0	13	2	5	27	47	0	0	7	1	8	114	
		M	3	4	162	169	7	68	9	1	44	129	7	0	1	6	14	312
		Total	3	4	221	228	7	81	11	6	71	176	7	0	8	7	22	426
	YES	F	0	0	1	1	0	3	1	0	6	10	0	0	2	0	2	13
M		0	0	8	8	0	12	5	0	8	25	0	0	1	3	4	37	
Total		0	0	9	9	0	15	6	0	14	35	0	0	3	3	6	50	
No DOB Listed	Total	3	4	230	237	7	96	17	6	85	211	7	0	11	10	28	476	
	NO	F	0	0	9	9	0	1	1	0	7	9	0	0	0	0	0	18
		M	1	0	40	41	0	8	0	0	5	13	0	1	1	0	2	56
		Total	1	0	49	50	0	9	1	0	12	22	0	1	1	0	2	74
YES	F	0	0	1	1	0	1	0	0	2	3	0	0	0	0	0	4	
	M	0	0	6	6	0	1	0	0	4	5	0	0	0	0	0	11	
	Total	0	0	7	7	0	2	0	0	6	8	0	0	0	0	0	15	
Total Contact Forms	Total	1	0	56	57	0	11	1	0	18	30	0	1	1	0	2	89	
		4	4	303	311	7	107	18	6	104	242	7	1	12	10	30	583	

Any calls for service and/or contact forms that had missing or incorrect information may not be properly depicted in this report. There may be more than one contact form written during a single call for service incident; all counts in this report are a count of contact forms, not calls for service incidents. Data is limited to contacts with persons only (vehicles are excluded).







**PHOENIX POLICE DEPARTMENT**  
Count of Contact Forms with Initial or Final Radio Code 511P or 511V^  
Area of Evaluation: **Council District 6**  
Date Range: 07/01/2025 - 07/31/2025

**RADIO CODE^**

REASON FOR CONTACT		511P	511V	Total
Under 18	Bicycle Violation	4	0	4
	Call for Service	5	5	10
	Check Welfare	5	2	7
	Consensual Contact	5	1	6
18+	Pedestrian Violation	9	10	19
	Suspicious Activity	22	3	25
	Unwanted Person	1	0	1
	Vehicle Violation	5	197	202
Total Contact Forms		56	218	274

**\*Homeless status in this report is based on the Experiencing Homelessness checkbox on the contact form.**

**^This report is limited to calls with a contact form only, and does not represent the total number of 511P/511V calls for service during this date range. There may be more than one contact form written during a single calls for service incident.**

The council district groupings in this report are based on georeferenced addresses and may change as the geobase is improved and/or updated. Addresses with no council district listed could possibly exist within a county island, be located outside of the city's geographic boundaries, or there might be an error in either the way the address was entered or in the geobase which prevented the address from being assigned a council district in the data.

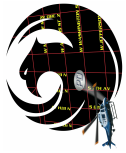
**ETHNICITY & RACE**

AGE	HOMELESS* SEX	HISPANIC				NON-HISPANIC				UNKNOWN				Total	
		A	U	W	Total	A	B	I	U	W	Total	B	U		W
Under 18	NO	0	0	1	1	0	1	0	0	3	4	0	0	0	0
		0	0	1	1	0	0	0	0	5	5	0	0	0	0
		0	0	2	2	0	1	0	0	8	9	0	0	0	0
	Total	0	0	2	2	0	1	0	0	8	9	0	0	0	0
18+	NO	1	1	13	15	0	12	3	1	29	45	0	2	7	9
		0	1	37	38	3	23	3	2	61	92	0	2	7	9
		1	2	50	53	3	35	6	3	90	137	0	4	14	18
	YES	0	0	1	1	0	0	0	0	1	1	0	0	0	0
		0	0	3	3	0	0	0	1	5	6	0	0	0	0
		Total	0	0	4	4	0	0	0	1	6	7	0	0	0
No DOB Listed	NO	1	2	54	57	3	35	6	4	96	144	0	4	14	18
		0	0	1	1	2	2	0	0	6	10	0	0	1	1
		0	0	10	10	0	3	1	0	12	16	1	0	1	2
	YES	0	0	11	11	2	5	1	0	18	26	1	0	2	3
		0	0	0	0	0	1	0	0	2	3	0	0	1	1
		Total	0	0	0	0	0	1	0	0	2	3	0	0	1
Total Contact Forms	Total	0	0	11	11	2	6	1	0	20	29	1	0	3	4
	1	2	67	70	5	42	7	4	124	182	1	4	17	22	
		274													

Any calls for service and/or contact forms that had missing or incorrect information may not be properly depicted in this report. There may be more than one contact form written during a single calls for service incident; all counts in this report are a count of contact forms, not calls for service incidents. Data is limited to contacts with persons only (vehicles are excluded).







**PHOENIX POLICE DEPARTMENT**  
Count of Contact Forms with Initial or Final Radio Code 511P or 511V^  
Area of Evaluation: **Council District 7**  
Date Range: 07/01/2025 - 07/31/2025

**RADIO CODE^**

REASON FOR CONTACT	511P	511V	Total
Bicycle Violation	26	1	27
Call for Service	19	28	47
Check Welfare	13	0	13
Consensual Contact	9	1	10
Pedestrian Violation	42	17	59
Suspicious Activity	43	5	48
Unwanted Person	3	0	3
Vehicle Violation	3	509	512
<b>Total Contact Forms</b>	<b>158</b>	<b>561</b>	<b>719</b>

^This report is limited to calls with a contact form only, and does not represent the total number of 511P/511V calls for service during this date range. There may be more than one contact form written during a single calls for service incident.

\*Homeless status in this report is based on the Experiencing Homelessness checkbox on the contact form.

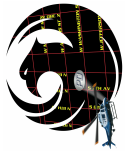
The council district groupings in this report are based on georeferenced addresses and may change as the geobase is improved and/or updated. Addresses with no council district listed could possibly exist within a county island, be located outside of the city's geographic boundaries, or there might be an error in either the way the address was entered or in the geobase which prevented the address from being assigned a council district in the data.

**ETHNICITY & RACE**

AGE	HOMELESS*	SEX	HISPANIC					NON-HISPANIC					UNKNOWN					Total		
			B	I	U	W	Total	A	B	I	U	W	Total	A	B	I	U		W	Total
Under 18	NO	F	0	0	0	2	2	0	0	0	0	1	1	0	0	0	0	0	0	3
		M	0	0	0	11	11	0	1	0	0	0	1	0	0	0	0	0	12	
		Total	0	0	0	13	13	0	1	0	0	1	2	0	0	0	0	0	15	
	Total	0	0	0	13	13	0	1	0	0	1	2	0	0	0	0	0	0	15	
18+	NO	F	0	0	1	76	77	0	24	1	0	17	42	0	3	0	2	1	6	125
		M	2	0	0	249	251	2	74	2	3	51	132	1	6	0	6	7	20	403
		Total	2	0	1	325	328	2	98	3	3	68	174	1	9	0	8	8	26	528
	YES	F	0	1	1	5	7	0	2	0	0	3	5	0	0	1	0	0	1	13
		M	0	0	1	9	10	0	8	0	0	7	15	0	1	1	1	2	5	30
		Total	0	1	2	14	17	0	10	0	0	10	20	0	1	2	1	2	6	43
Total	2	1	3	339	345	2	108	3	3	78	194	1	10	2	9	10	32	571		
No DOB Listed	NO	F	0	0	0	13	13	0	5	1	0	4	10	0	1	0	0	0	1	24
		M	1	0	0	47	48	0	12	0	1	17	30	0	0	0	1	2	3	81
		Total	1	0	0	60	61	0	17	1	1	21	40	0	1	0	1	2	4	105
	YES	F	0	0	0	3	3	0	1	0	0	4	5	0	1	0	0	1	2	10
		M	0	0	0	7	7	0	4	0	0	7	11	0	0	0	0	0	0	18
		Total	0	0	0	10	10	0	5	0	0	11	16	0	1	0	0	1	2	28
Total	1	0	0	70	71	0	22	1	1	32	56	0	2	0	1	3	6	133		
Total Contact Forms			3	1	3	422	429	2	131	4	4	111	252	1	12	2	10	13	38	719

Any calls for service and/or contact forms that had missing or incorrect information may not be properly depicted in this report. There may be more than one contact form written during a single calls for service incident; all counts in this report are a count of contact forms, not calls for service incidents. Data is limited to contacts with persons only (vehicles are excluded).





**PHOENIX POLICE DEPARTMENT**  
Count of Contact Forms with Initial or Final Radio Code 511P or 511V^  
Area of Evaluation: **Council District 8**  
Date Range: 07/01/2025 - 07/31/2025

**RADIO CODE^**

REASON FOR CONTACT		511P	511V	Total
Under 18	Bicycle Violation	49	1	50
	Call for Service	35	26	61
	Check Welfare	17	5	22
	Consensual Contact	17	1	18
18+	Pedestrian Violation	61	11	72
	Suspicious Activity	62	8	70
	Unwanted Person	4	3	7
	Vehicle Violation	12	528	540
Total Contact Forms		257	583	840

^This report is limited to calls with a contact form only, and does not represent the total number of 511P/511V calls for service during this date range. There may be more than one contact form written during a single calls for service incident.

\*Homeless status in this report is based on the Experiencing Homelessness checkbox on the contact form.

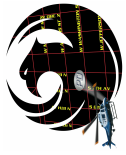
The council district groupings in this report are based on georeferenced addresses and may change as the geobase is improved and/or updated. Addresses with no council district listed could possibly exist within a county island, be located outside of the city's geographic boundaries, or there might be an error in either the way the address was entered or in the geobase which prevented the address from being assigned a council district in the data.

**ETHNICITY & RACE**

AGE	HOMELESS* SEX	HISPANIC					NON-HISPANIC					UNKNOWN					Total
		B	I	U	W	Total	A	B	I	U	W	Total	B	I	U	W	
Under 18	NO	F	0	0	0	0	0	1	0	0	0	1	0	0	0	0	1
		M	0	0	1	12	0	3	1	0	2	6	0	0	0	0	18
		Total	0	0	1	12	0	4	1	0	2	7	0	0	0	0	19
		Total	0	0	1	12	0	4	1	0	2	7	0	0	0	0	19
18+	NO	F	0	1	0	55	1	46	5	0	41	93	3	1	5	6	163
		M	1	2	1	210	10	113	9	0	89	221	4	0	15	14	464
		Total	1	3	1	265	11	159	14	0	130	314	7	1	20	20	627
		F	0	0	0	0	0	1	3	0	6	10	0	0	0	3	13
No DOB Listed	YES	M	0	0	0	5	0	11	1	1	10	23	1	0	0	2	31
		Total	0	0	0	5	0	12	4	1	16	33	1	0	0	5	44
		Total	1	3	1	265	11	171	18	1	146	347	8	1	20	25	671
		F	0	0	0	15	1	12	1	0	7	21	0	0	0	2	38
Total Contact Forms	NO	M	0	0	1	39	1	18	0	1	15	35	3	0	2	3	83
		U	0	0	0	0	0	0	0	0	0	0	0	0	1	0	1
		Total	0	0	1	54	2	30	1	1	22	56	3	0	3	5	11
		F	0	0	0	1	0	1	1	0	2	4	0	0	0	3	8
Total Contact Forms	YES	M	0	0	0	4	0	4	1	0	9	14	1	0	0	1	20
		Total	0	0	0	5	0	5	2	0	11	18	1	0	0	4	28
		Total	0	0	1	59	2	35	3	1	33	74	4	0	3	9	150
		Total	1	3	3	335	13	210	22	2	181	428	12	1	23	34	840

Any calls for service and/or contact forms that had missing or incorrect information may not be properly depicted in this report. There may be more than one contact form written during a single calls for service incident; all counts in this report are a count of contact forms, not calls for service incidents. Data is limited to contacts with persons only (vehicles are excluded).





**PHOENIX POLICE DEPARTMENT**  
Count of Contact Forms with Initial or Final Radio Code 511P or 511V^  
Area of Evaluation: **No Council District Listed**  
Date Range: 07/01/2025 - 07/31/2025

**RADIO CODE^**

REASON FOR CONTACT		511P	511V	Total
Bicycle Violation		3	0	3
Call for Service		12	6	18
Check Welfare		4	2	6
Consensual Contact		5	0	5
Pedestrian Violation		4	2	6
Suspicious Activity		12	0	12
Unwanted Person		5	0	5
Vehicle Violation		2	145	147
Total Contact Forms		47	155	202

**\*Homeless status in this report is based on the Experiencing Homelessness checkbox on the contact form.**

**^This report is limited to calls with a contact form only, and does not represent the total number of 511P/511V calls for service during this date range. There may be more than one contact form written during a single calls for service incident.**

The council district groupings in this report are based on georeferenced addresses and may change as the geobase is improved and/or updated. Addresses with no council district listed could possibly exist within a county island, be located outside of the city's geographic boundaries, or there might be an error in either the way the address was entered or in the geobase which prevented the address from being assigned a council district in the data.

**ETHNICITY & RACE**

AGE	HOMELESS*	SEX	HISPANIC		NON-HISPANIC					UNKNOWN					Total	
			W	Total	A	B	I	W	Total	A	B	I	U	W		Total
Under 18	NO	F	1	1	0	1	0	0	0	1	0	0	0	0	0	2
		M	3	3	0	1	0	2	3	0	0	0	0	0	0	6
		Total	4	4	0	2	0	2	4	0	0	0	0	0	0	8
		Total	4	4	0	2	0	2	4	0	0	0	0	0	0	8
18+	NO	F	13	13	0	8	0	15	23	0	1	0	0	2	3	39
		M	42	42	1	13	0	35	49	0	0	0	1	4	5	96
		Total	55	55	1	21	0	50	72	0	1	0	1	6	8	135
	YES	F	0	0	0	1	0	0	1	0	0	0	0	0	0	1
		M	2	2	0	2	1	3	6	0	0	1	0	0	1	9
		Total	2	2	0	3	1	3	7	0	0	1	0	0	1	10
Total	57	57	1	24	1	53	79	0	1	1	1	6	9	145		
No DOB Listed	NO	F	4	4	0	5	0	4	9	0	0	0	1	1	2	15
		M	13	13	1	1	1	10	13	1	0	0	0	2	3	29
		U	0	0	0	0	0	0	0	0	0	0	2	0	2	2
	Total	17	17	1	6	1	14	22	1	0	0	3	3	7	46	
	YES	F	0	0	0	0	0	1	1	0	0	0	0	0	0	1
		M	0	0	0	0	0	2	2	0	0	0	0	0	0	2
Total		0	0	0	0	0	3	3	0	0	0	0	0	0	3	
Total	17	17	1	6	1	17	25	1	0	0	3	3	7	49		
Total Contact Forms			78	78	2	32	2	72	108	1	1	1	4	9	16	202

Any calls for service and/or contact forms that had missing or incorrect information may not be properly depicted in this report. There may be more than one contact form written during a single calls for service incident; all counts in this report are a count of contact forms, not calls for service incidents. Data is limited to contacts with persons only (vehicles are excluded).

## Addendum C2



### CITY OF PHOENIX POLICE DEPARTMENT

Dispatched/Self-Initiated Calls for Service with Initial or Final Radio Code 511P or 511V

Time on Call Calculations (in Minutes) by Council District

Area of Evaluation: Citywide

07/01/25 - 07/31/25

	Median Time on Call <sup>^</sup> (in minutes)
CD1	11.9
CD2	11.2
CD3	12.9
CD4	17.2
CD5	13.9
CD6	12.3
CD7	16.0
CD8	12.5
No CD Listed	14.8
Total (Citywide)	13.9

<sup>^</sup>Time on call is defined as officer time (in minutes) spent on the call from dispatch to cleared time.

All times are calculated in minutes. The average times can be disproportionately affected by the inclusion of a small number of calls with extreme times. Therefore the median is presented to demonstrate the time on call for the majority of calls since the average may not be an accurate reflection of the overall times.

This calculation accounts for the number of officers in each unit. For example, if Dispatch to Clear time is 10 min and there were 2 officers in the unit, the total time on the call would be 20 min for that unit.

The council district groupings in this report are based on georeferenced addresses and may change as the geobase is improved and/or updated.

Addresses with no council district listed could possibly exist within a county island, be located outside of the city's geographic boundaries, or there might be an error in either the way the address was entered or in the geobase which prevented the address from being assigned a council district in the data.

Any calls for service that had missing or incorrect information may not be properly depicted in this report. Calls are based on the initial and final call types as entered by Communications and/or Patrol. Calls with either an initial or final call type of 511P/511V are included in this report.



### PHOENIX POLICE DEPARTMENT

Crime Analysis and Research Unit

9/2/2025 adh Source: itbcdcv01\CADWarehouse

U:\Ad-Hoc Requests\Internal\56420 adh Wolf\_Council Presentation\56420 Time\_On\_Call.rpt



CITY OF PHOENIX POLICE DEPARTMENT

Addendum C3

Incident Reports - Count of Suspects/Arrested Persons by Ethnicity Race & Sex

Area of Evaluation: Citywide

Date Range: 7/1/2025 - 7/31/2025

SEX

ETHNICITY	RACE	FEMALE	MALE	UNKNOWN	NOT ENTERED	Total
HISPANIC	AMERICAN INDIAN / ALASKAN NATIVE	14	18	0	0	32
	ASIAN / PACIFIC ISLANDER	1	0	0	0	1
	BLACK	12	13	0	0	25
	WHITE	600	1,650	1	0	2,251
	UNKNOWN	7	10	0	0	17
	<b>Total</b>	<b>634</b>	<b>1,691</b>	<b>1</b>	<b>0</b>	<b>2,326</b>
NON-HISPANIC	AMERICAN INDIAN / ALASKAN NATIVE	103	213	0	0	316
	ASIAN / PACIFIC ISLANDER	10	27	0	0	37
	BLACK	421	1,036	0	0	1,457
	WHITE	599	1,209	0	0	1,808
	UNKNOWN	5	8	0	0	13
	<b>Total</b>	<b>1,138</b>	<b>2,493</b>	<b>0</b>	<b>0</b>	<b>3,631</b>
UNKNOWN	AMERICAN INDIAN / ALASKAN NATIVE	5	9	0	0	14
	ASIAN / PACIFIC ISLANDER	0	1	0	0	1
	BLACK	33	55	0	0	88
	WHITE	75	116	0	0	191
	UNKNOWN	46	59	6	1	112
	<b>Total</b>	<b>159</b>	<b>240</b>	<b>6</b>	<b>1</b>	<b>406</b>
NOT ENTERED	WHITE	0	1	0	0	1
	NOT ENTERED	0	0	0	1	1
	<b>Total</b>	<b>0</b>	<b>1</b>	<b>0</b>	<b>1</b>	<b>2</b>
<b>Total Suspects/Arrested Persons^</b>		<b>1,931</b>	<b>4,425</b>	<b>7</b>	<b>2</b>	<b>6,365</b>

^There may be more than one suspect/arrested person on an incident report; all counts in this report are a count of suspects/arrested persons, not a count of incident reports.

Any reports with missing or incomplete information may not be properly depicted in this report. There may be more than one victim on an incident report; all totals in this report are a count of victims, not a count of incident reports. Date range is based on the report date if the date of occurrence is not available.



**CITY OF PHOENIX POLICE DEPARTMENT**  
**Incident Reports - Count of Victims by Ethnicity Race & Sex**  
**Area of Evaluation: Citywide**  
**Date Range: 7/1/2025 - 7/31/2025**

**SEX**

ETHNICITY	RACE	SEX			
		FEMALE	MALE	UNKNOWN	NOT ENTERED
HISPANIC	AMERICAN INDIAN / ALASKAN NATIVE	11	6	0	0
	ASIAN / PACIFIC ISLANDER	0	1	0	0
	BLACK	21	6	0	0
	HISPANIC	21	23	0	0
	WHITE	1,278	1,274	0	3
	UNKNOWN	33	42	0	0
	NOT ENTERED	1	0	0	0
	<b>Total</b>	<b>1,365</b>	<b>1,352</b>	<b>0</b>	<b>3</b>
NON-HISPANIC	AMERICAN INDIAN / ALASKAN NATIVE	115	68	0	1
	ASIAN / PACIFIC ISLANDER	44	52	0	2
	BLACK	619	517	0	0
	HISPANIC	3	5	0	0
	WHITE	1,134	1,312	0	5
	UNKNOWN	25	26	3	2
	<b>Total</b>	<b>1,940</b>	<b>1,980</b>	<b>3</b>	<b>10</b>
UNKNOWN	AMERICAN INDIAN / ALASKAN NATIVE	15	16	0	0
	ASIAN / PACIFIC ISLANDER	7	5	0	2
	BLACK	76	72	0	0
	WHITE	284	283	0	4
	UNKNOWN	134	173	22	35
	<b>Total</b>	<b>516</b>	<b>549</b>	<b>22</b>	<b>41</b>
NOT ENTERED	AMERICAN INDIAN / ALASKAN NATIVE	1	0	0	0
	ASIAN / PACIFIC ISLANDER	6	9	0	0
	BLACK	14	9	0	0
	HISPANIC	31	29	0	0
	WHITE	64	72	0	0
	UNKNOWN	2	3	1	0
	NOT ENTERED	1	2	0	1,113
	<b>Total</b>	<b>119</b>	<b>124</b>	<b>1</b>	<b>1,113</b>
<b>Total Victims<sup>a</sup></b>		<b>3,940</b>	<b>4,005</b>	<b>26</b>	<b>1,167</b>
					<b>9,138</b>

<sup>a</sup>There may be more than one victim on an incident report; all counts in this report are a count of victims, not a count of incident reports.

Any reports with missing or incomplete information may not be properly depicted in this report. There may be more than one victim on an incident report; all totals in this report are a count of victims, not a count of incident reports. Date range is based on the report date if the date of occurrence is not available.

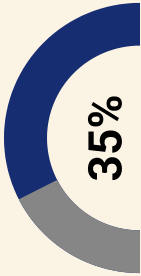


# Use Of Force January-December 2024

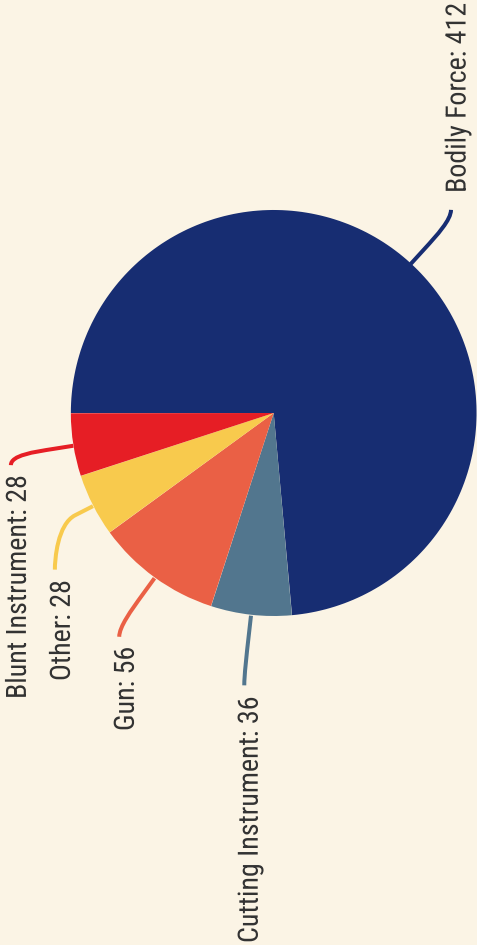


Total Uses of Force:  
1,602

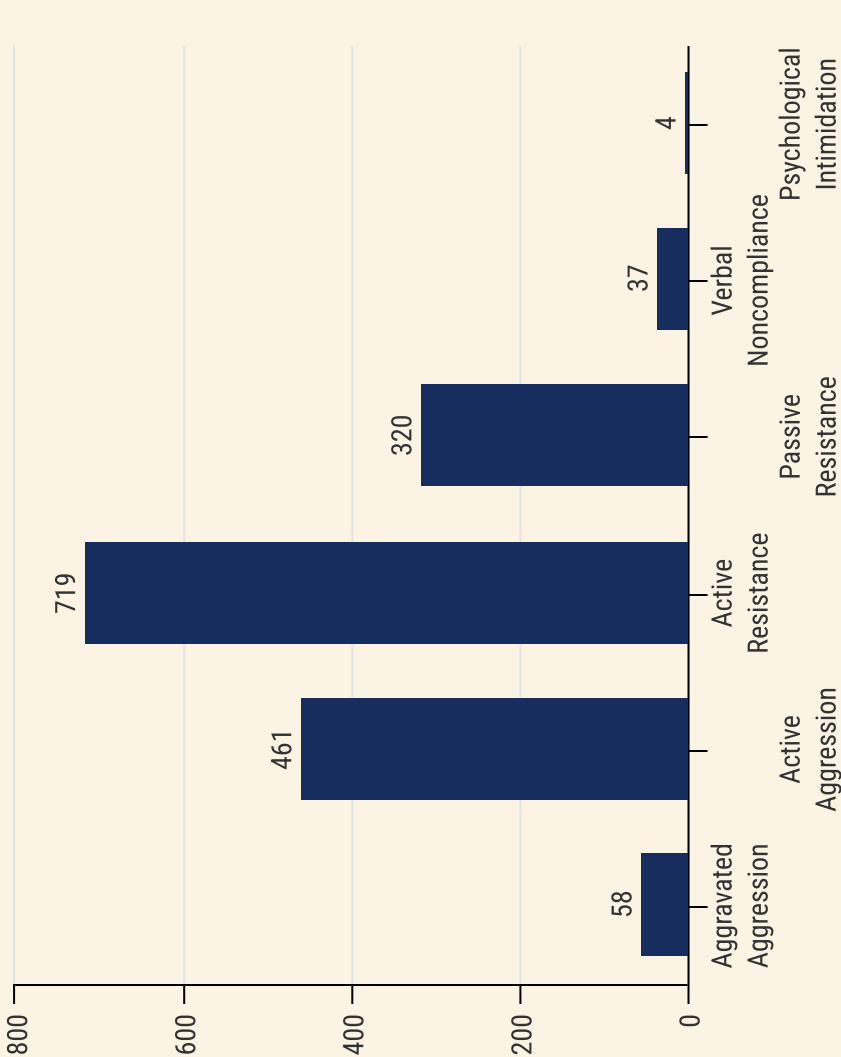
Subject  
Armed:



Type of Weapon Used



Type of Resistance Encountered



\*For simplicity in the chart above, if multiple levels of resistance were encountered, only the highest level is shown. For example, if an individual is both verbally non-compliant and physically fights with an officer, only "Active Aggression" is displayed in the chart. However, all levels of resistance for each individual are available in detail on the open data portal.

\*Additionally, if multiple weapon types are used by an individual, only the most severe weapon is shown. For example, if an individual used both bodily force and a cutting instrument, only "cutting instrument" is displayed in the chart.





**Addendum C5**

**PHOENIX POLICE DEPARTMENT**  
**Adult Arrests Report - Bookings and CLDs Only**  
**Arrest Location: Council District 1**  
**Arrest Date: 7/1/2025 - 7/31/2025**

**COUNT OF ARRESTS**

	FELONY	MISD	OTHER	Total
Bookings	141	87	1	229
CLDs	1	49	8	58
<b>Total Arrests</b>	<b>142</b>	<b>136</b>	<b>9</b>	<b>287</b>

**COUNT OF CHARGES**

	FELONY	MISD	OTHER	Total
Bookings	444	128	1	573
CLDs	1	61	8	70
<b>Total Charges</b>	<b>445</b>	<b>189</b>	<b>9</b>	<b>643</b>

**TOP 10 CHARGE CODES - FELONY ARRESTS**

		Bookings	CLDs	Total
<b>13-901C</b>	PROBATION VIOLATION - PHOENIX	69	0	69
<b>13-3415A</b>	DRUG PARAPHERNALIA-POSSESS/USE	52	0	52
<b>13-3408A1</b>	NARCOTIC DRUG-POSSESS/USE (OPIUM/COCAINE)	37	0	37
<b>13-3407A1</b>	DANGEROUS DRUG-POSS/USE	35	0	35
<b>13-1502A1</b>	CRIM TRESP 3RD DEG/PROPERTY	24	0	24
<b>13-3102A4</b>	POSS WPN BY PROHIB PERSON	13	0	13
<b>13-1204</b>	AGGRAVATED ASSAULT - W/FIREARM	11	0	11
<b>13-1805A1</b>	SHOPLIFT-REMOVAL OF GOODS-EMBEZZLEMENT-MIS	7	0	7
<b>13-1203A1</b>	ASSAULT INTENTIONAL, KNOWING-MINOR INJURY	6	0	6
<b>13-3408A2</b>	NARCOTIC DRUG-POSSESS FOR SALE (OPIUM/COCA	7	0	7

**TOP 10 CHARGE CODES - MISDEMEANOR ARRESTS**

		Bookings	CLDs	Total
<b>13-1502A1</b>	CRIM TRESP 3RD DEG/PROPERTY	13	15	28
<b>13-1203A1</b>	ASSAULT INTENTIONAL, KNOWING-MINOR INJURY	20	0	20
<b>13-1602A1</b>	CRIMINAL DAMAGE-DEFACE	13	1	14
<b>13-1203A3</b>	ASSAULT-TOUCHING WITH INTENT TO INJURE	12	0	12
<b>28-693E</b>	KNWGLY AID/ABET RCKLSS DRIVING	2	8	10
<b>28-3473A</b>	DRIVE W/LIC SUSP/REVOKE/CANC	4	4	8
<b>13-1503A</b>	CRIMINAL TRESPASS 2ND DEG	3	2	5
<b>13-1203A2</b>	ASSAULT-APPREHENSION OF PHYSICAL INJURY	3	1	4
<b>13-1805</b>	SHOPLIFTING	2	2	4
<b>13-2508A3</b>	RESIST ARREST-PASSIVE RESISTANCE	3	1	4

**Felony Arrests include all arrests where there was at least one felony charge. Misdemeanor Arrests include arrests with no felony charges and at least one misdemeanor charge. Other includes arrests with no felony or misdemeanor charges.**

**Bookings** are arrests with an offender tracking number listed.

**CLD's** are based on Arrest forms completed in the RMS and may not include Citations (ATTCs) that did not also include an Arrest form.

Any arrests with missing or incomplete information may not be properly depicted in this report. Arrests may have multiple charges. Arrests are based on original charges and warrants. Voided cancelled, and duplicate arrests/charges are excluded. Juvenile information is not included. Adult bookings without any charges listed tend to be arrests where the Phoenix Police Department is holding the individual for another jurisdiction (Hold/FOJ). Arrests with an associated booking are counted as "BOOKINGS" in this report.




**PHOENIX POLICE DEPARTMENT**

Crime Analysis and Research Unit

9/2/2025 adh Source: RMS

U:\Ad-Hoc Requests\Internal\56420 adh Wolf\_Council Presentation\56420 Arrests Adult\_CD.rpt





**PHOENIX POLICE DEPARTMENT**  
**Adult Arrests Report - Bookings and CLDs Only**  
**Arrest Location: Council District 1**  
**Arrest Date: 7/1/2025 - 7/31/2025**

**ETHNICITY & RACE**

AGE HOMELESS* SEX			HISPANIC			NON-HISPANIC						UNKNOWN		Total
			B	W	Total	A	B	I	U	W	Total	B	Total	
18+	No	F	0	9	9	0	9	1	0	21	31	1	1	41
		M	0	34	34	1	22	2	1	67	93	1	1	128
		Total	0	43	43	1	31	3	1	88	124	2	2	169
	Yes	F	1	6	7	1	6	1	0	27	35	0	0	42
		M	0	17	17	1	13	5	1	39	59	0	0	76
		Total	1	23	24	2	19	6	1	66	94	0	0	118
Total		1	66	67	3	50	9	2	154	218	2	2	287	
Total Arrests			1	66	67	3	50	9	2	154	218	2	2	287

\*Counts of individuals with the "Homeless" box checked are based on data as of 9/2/2025. As an individual's status changes and additional contacts are made this field could be updated and previous data overwritten. For example, a situation could occur where a subject who had the box checked based on a prior contact, was then contacted today and provided a permanent address. In this scenario, it is possible the "Homeless" box would not be unchecked and this subject would still be considered as "homeless" based on this report's criteria.

Any arrests with missing or incomplete information may not be properly depicted in this report. Arrests may have multiple charges. Arrests are based on original charges and warrants. Voided cancelled, and duplicate arrests/charges are excluded. Juvenile information is not included. Adult bookings without any charges listed tend to be arrests where the Phoenix Police Department is holding the individual for another jurisdiction (Hold/FOJ). Arrests with an associated booking are counted as "BOOKINGS" in this report.



**PHOENIX POLICE DEPARTMENT**

Crime Analysis and Research Unit

9/2/2025 adh Source: RMS

U:\Ad-Hoc Requests\Internal\56420 adh Wolf\_Council Presentation\56420 Arrests Adult\_CD.rpt



**PHOENIX POLICE DEPARTMENT**  
**Adult Arrests Report - Bookings and CLDs Only**  
**Arrest Location: Council District 2**  
**Arrest Date: 7/1/2025 - 7/31/2025**

**COUNT OF ARRESTS**

	FELONY	MISD	OTHER	Total
Bookings	38	31	0	69
CLDs	1	18	3	22
<b>Total Arrests</b>	<b>39</b>	<b>49</b>	<b>3</b>	<b>91</b>

**COUNT OF CHARGES**

	FELONY	MISD	OTHER	Total
Bookings	93	47	0	140
CLDs	1	37	3	41
<b>Total Charges</b>	<b>94</b>	<b>84</b>	<b>3</b>	<b>181</b>

**TOP 10 CHARGE CODES - FELONY ARRESTS**

		Bookings	CLDs	Total
<b>13-901C</b>	PROBATION VIOLATION - PHOENIX	11	0	11
<b>13-3415A</b>	DRUG PARAPHERNALIA-POSSESS/USE	10	0	10
<b>13-3407A1</b>	DANGEROUS DRUG-POSS/USE	8	0	8
<b>13-3408A1</b>	NARCOTIC DRUG-POSSESS/USE (OPIUM/COCAINE)	7	0	7
<b>28-1383A1</b>	AGG DUI-LIC SUSP/REV FOR DUI	4	0	4
<b>13-1204</b>	AGGRAVATED ASSAULT - W/FIREARM	3	0	3
<b>13-1402A</b>	INDECENT EXPOSURE	2	0	2
<b>13-2810A2</b>	FAIL TO COMPLY-COURT ORDER	3	0	3
<b>13-1201A</b>	ENDANGERMENT-FELONY - W/FIREARM	1	0	1
<b>13-1203A1</b>	ASSAULT INTENTIONAL, KNOWING-MINOR INJURY	1	0	1

**TOP 10 CHARGE CODES - MISDEMEANOR ARRESTS**

		Bookings	CLDs	Total
<b>13-1203A1</b>	ASSAULT INTENTIONAL, KNOWING-MINOR INJURY	14	0	14
<b>13-1502A1</b>	CRIM TRESP 3RD DEG/PROPERTY	7	5	12
<b>13-1602A1</b>	CRIMINAL DAMAGE-DEFACE	3	0	3
<b>28-1381A1</b>	DUI-LIQUOR/DRUGS/VAPORS/COMBO	0	3	3
<b>28-1381A2</b>	DUI-BAC OF .08 OR MORE	0	5	5
<b>13-1203A3</b>	ASSAULT-TOUCHING WITH INTENT TO INJURE	3	1	4
<b>13-2810A2</b>	FAIL TO COMPLY-COURT ORDER	3	0	3
<b>13-2904</b>	DISORDERLY CONDUCT-FIGHTING	3	0	3
<b>28-1381A</b>	DUI-LIQUOR/DRUGS/VAPORS/COMBO	0	3	3
<b>28-1381A3</b>	DUI/DRUGS/METABOLITE	0	3	3

**Felony Arrests include all arrests where there was at least one felony charge. Misdemeanor Arrests include arrests with no felony charges and at least one misdemeanor charge. Other includes arrests with no felony or misdemeanor charges.**

**Bookings** are arrests with an offender tracking number listed.

**CLD's** are based on Arrest forms completed in the RMS and may not include Citations (ATTCs) that did not also include an Arrest form.

Any arrests with missing or incomplete information may not be properly depicted in this report. Arrests may have multiple charges. Arrests are based on original charges and warrants. Voided cancelled, and duplicate arrests/charges are excluded. Juvenile information is not included. Adult bookings without any charges listed tend to be arrests where the Phoenix Police Department is holding the individual for another jurisdiction (Hold/FOJ). Arrests with an associated booking are counted as "BOOKINGS" in this report.




**PHOENIX POLICE DEPARTMENT**

Crime Analysis and Research Unit

9/2/2025 adh Source: RMS

U:\Ad-Hoc Requests\Internal\56420 adh Wolf\_Council Presentation\56420 Arrests Adult\_CD.rpt



**PHOENIX POLICE DEPARTMENT**  
**Adult Arrests Report - Bookings and CLDs Only**  
**Arrest Location: Council District 2**  
**Arrest Date: 7/1/2025 - 7/31/2025**

**ETHNICITY & RACE**

AGE HOMELESS* SEX			HISPANIC			NON-HISPANIC					UNKNOWN			Total
			B	W	Total	A	B	I	W	Total	B	W	Total	
18+	No	F	0	2	2	1	3	0	12	16	0	1	1	19
		M	0	10	10	0	7	1	28	36	1	0	1	47
		Total	0	12	12	1	10	1	40	52	1	1	2	66
	Yes	F	0	2	2	0	0	0	3	3	0	1	1	6
		M	1	3	4	1	1	1	12	15	0	0	0	19
		Total	1	5	6	1	1	1	15	18	0	1	1	25
Total		1	17	18	2	11	2	55	70	1	2	3	91	
Total Arrests			1	17	18	2	11	2	55	70	1	2	3	91

\*Counts of individuals with the "Homeless" box checked are based on data as of 9/2/2025. As an individual's status changes and additional contacts are made this field could be updated and previous data overwritten. For example, a situation could occur where a subject who had the box checked based on a prior contact, was then contacted today and provided a permanent address. In this scenario, it is possible the "Homeless" box would not be unchecked and this subject would still be considered as "homeless" based on this report's criteria.

Any arrests with missing or incomplete information may not be properly depicted in this report. Arrests may have multiple charges. Arrests are based on original charges and warrants. Voided cancelled, and duplicate arrests/charges are excluded. Juvenile information is not included. Adult bookings without any charges listed tend to be arrests where the Phoenix Police Department is holding the individual for another jurisdiction (Hold/FOJ). Arrests with an associated booking are counted as "BOOKINGS" in this report.



**PHOENIX POLICE DEPARTMENT**

Crime Analysis and Research Unit

9/2/2025 adh Source: RMS

U:\Ad-Hoc Requests\Internal\56420 adh Wolf\_Council Presentation\56420 Arrests Adult\_CD.rpt



**PHOENIX POLICE DEPARTMENT**  
**Adult Arrests Report - Bookings and CLDs Only**  
**Arrest Location: Council District 3**  
**Arrest Date: 7/1/2025 - 7/31/2025**

**COUNT OF ARRESTS**

	FELONY	MISD	OTHER	Total
Bookings	169	77	2	248
CLDs	1	89	7	97
<b>Total Arrests</b>	<b>170</b>	<b>166</b>	<b>9</b>	<b>345</b>

**COUNT OF CHARGES**

	FELONY	MISD	OTHER	Total
Bookings	497	149	2	648
CLDs	2	104	4	110
<b>Total Charges</b>	<b>499</b>	<b>253</b>	<b>6</b>	<b>758</b>

**TOP 10 CHARGE CODES - FELONY ARRESTS**

		Bookings	CLDs	Total
<b>13-901C</b>	PROBATION VIOLATION - PHOENIX	76	0	76
<b>13-3415A</b>	DRUG PARAPHERNALIA-POSSESS/USE	56	1	57
<b>13-3407A1</b>	DANGEROUS DRUG-POSS/USE	47	0	47
<b>13-3408A1</b>	NARCOTIC DRUG-POSSESS/USE (OPIUM/COCAINE)	43	0	43
<b>13-1502A1</b>	CRIM TRESP 3RD DEG/PROPERTY	26	1	27
<b>13-1204</b>	AGGRAVATED ASSAULT - W/FIREARM	15	0	15
<b>13-1602A1</b>	CRIMINAL DAMAGE-DEFACE	11	0	11
<b>13-1805</b>	SHOPLIFTING	9	0	9
<b>13-1819A2</b>	ORG RETAIL THEFT-ARTIFICE	9	0	9
<b>13-3102A4</b>	POSS WPN BY PROHIB PERSON	9	0	9

**TOP 10 CHARGE CODES - MISDEMEANOR ARRESTS**

		Bookings	CLDs	Total
<b>13-1502A1</b>	CRIM TRESP 3RD DEG/PROPERTY	31	36	67
<b>23-8B</b>	LOITERING IN CLOSED PARK	5	22	27
<b>13-1203A1</b>	ASSAULT INTENTIONAL, KNOWING-MINOR INJURY	17	3	20
<b>13-1602A1</b>	CRIMINAL DAMAGE-DEFACE	14	0	14
<b>13-1805</b>	SHOPLIFTING	8	3	11
<b>13-901C</b>	PROBATION VIOLATION - PHOENIX	9	0	9
<b>13-1802A1</b>	THEFT-ALL OTHER NOT LISTED-MISDEMEANOR	1	3	4
<b>28-1381A1</b>	DUI-IMPAIRED TO SLIGHTEST DEGREE	4	2	6
<b>13-1203A3</b>	ASSAULT-TOUCHING WITH INTENT TO INJURE	3	4	7
<b>13-2810A2</b>	FAIL TO COMPLY-COURT ORDER	7	0	7

**Felony Arrests include all arrests where there was at least one felony charge. Misdemeanor Arrests include arrests with no felony charges and at least one misdemeanor charge. Other includes arrests with no felony or misdemeanor charges.**

**Bookings** are arrests with an offender tracking number listed.

**CLD's** are based on Arrest forms completed in the RMS and may not include Citations (ATTCs) that did not also include an Arrest form.

Any arrests with missing or incomplete information may not be properly depicted in this report. Arrests may have multiple charges. Arrests are based on original charges and warrants. Voided cancelled, and duplicate arrests/charges are excluded. Juvenile information is not included. Adult bookings without any charges listed tend to be arrests where the Phoenix Police Department is holding the individual for another jurisdiction (Hold/FOJ). Arrests with an associated booking are counted as "BOOKINGS" in this report.




**PHOENIX POLICE DEPARTMENT**

Crime Analysis and Research Unit

9/2/2025 adh Source: RMS

U:\Ad-Hoc Requests\Internal\56420 adh Wolf\_Council Presentation\56420 Arrests Adult\_CD.rpt



**PHOENIX POLICE DEPARTMENT**  
**Adult Arrests Report - Bookings and CLDs Only**  
**Arrest Location: Council District 3**  
**Arrest Date: 7/1/2025 - 7/31/2025**

**ETHNICITY & RACE**

AGE HOMELESS* SEX			HISPANIC				NON-HISPANIC					UNKNOWN			Total
			B	I	W	Total	A	B	I	W	Total	U	W	Total	
18+	No	F	0	0	11	11	0	8	1	16	25	0	0	0	36
		M	1	0	39	40	2	22	8	48	80	0	1	1	121
		Total	1	0	50	51	2	30	9	64	105	0	1	1	157
	Yes	F	0	1	11	12	0	4	5	37	46	1	1	2	60
		M	0	0	32	32	1	13	4	77	95	0	1	1	128
		Total	0	1	43	44	1	17	9	114	141	1	2	3	188
Total		1	1	93	95	3	47	18	178	246	1	3	4	345	
Total Arrests			1	1	93	95	3	47	18	178	246	1	3	4	345

\*Counts of individuals with the "Homeless" box checked are based on data as of 9/2/2025. As an individual's status changes and additional contacts are made this field could be updated and previous data overwritten. For example, a situation could occur where a subject who had the box checked based on a prior contact, was then contacted today and provided a permanent address. In this scenario, it is possible the "Homeless" box would not be unchecked and this subject would still be considered as "homeless" based on this report's criteria.

Any arrests with missing or incomplete information may not be properly depicted in this report. Arrests may have multiple charges. Arrests are based on original charges and warrants. Voided cancelled, and duplicate arrests/charges are excluded. Juvenile information is not included. Adult bookings without any charges listed tend to be arrests where the Phoenix Police Department is holding the individual for another jurisdiction (Hold/FOJ). Arrests with an associated booking are counted as "BOOKINGS" in this report.




**PHOENIX POLICE DEPARTMENT**

Crime Analysis and Research Unit

9/2/2025 adh Source: RMS

U:\Ad-Hoc Requests\Internal\56420 adh Wolf\_Council Presentation\56420 Arrests Adult\_CD.rpt



**PHOENIX POLICE DEPARTMENT**  
**Adult Arrests Report - Bookings and CLDs Only**  
**Arrest Location: Council District 4**  
**Arrest Date: 7/1/2025 - 7/31/2025**

**COUNT OF ARRESTS**

	FELONY	MISD	OTHER	Total
Bookings	354	165	6	525
CLDs	0	115	4	119
<b>Total Arrests</b>	<b>354</b>	<b>280</b>	<b>10</b>	<b>644</b>

**COUNT OF CHARGES**

	FELONY	MISD	OTHER	Total
Bookings	988	273	6	1267
CLDs	0	149	4	153
<b>Total Charges</b>	<b>988</b>	<b>422</b>	<b>10</b>	<b>1420</b>

**TOP 10 CHARGE CODES - FELONY ARRESTS**

		Bookings	Total
<b>13-901C</b>	PROBATION VIOLATION - PHOENIX	167	167
<b>13-3415A</b>	DRUG PARAPHERNALIA-POSSESS/USE	111	111
<b>13-3408A1</b>	NARCOTIC DRUG-POSSESS/USE (OPIUM/COCAINE)	78	78
<b>13-3407A1</b>	DANGEROUS DRUG-POSS/USE	81	81
<b>13-1204</b>	AGGRAVATED ASSAULT - W/FIREARM	38	38
<b>13-3102A4</b>	POSS WPN BY PROHIB PERSON	27	27
<b>13-1602A1</b>	CRIMINAL DAMAGE-DEFACE	16	16
<b>13-1502A1</b>	CRIM TRESP 3RD DEG/PROPERTY	19	19
<b>13-1504A1</b>	CRIMINAL TRESPASS 1ST DEG-RESIDENCE	19	19
<b>13-3408A2</b>	NARCOTIC DRUG-POSSESS FOR SALE (OPIUM/COCAINE)	15	15

**TOP 10 CHARGE CODES - MISDEMEANOR ARRESTS**

		Bookings	CLDs	Total
<b>13-1502A1</b>	CRIM TRESP 3RD DEG/PROPERTY	30	28	58
<b>13-1203A1</b>	ASSAULT INTENTIONAL, KNOWING-MINOR INJURY	41	2	43
<b>13-1602A1</b>	CRIMINAL DAMAGE-DEFACE	13	0	13
<b>23-52A1</b>	PROSTITUTION (INDIVIDUAL)	14	0	14
<b>28-1381A1</b>	DUI-LIQUOR/DRUGS/VAPORS/COMBO	1	9	10
<b>13-1203A3</b>	ASSAULT-TOUCHING WITH INTENT TO INJURE	11	1	12
<b>23-9</b>	OBSTRUCTING STREETS OR PUBLIC AREAS	6	7	13
<b>28-1381A2</b>	DUI-BAC OF .08 OR MORE	1	12	13
<b>13-1805</b>	SHOPLIFTING	10	1	11
<b>28-3473A</b>	DRIVE W/LIC SUSP/REVOKE/CANC	7	3	10

**Felony Arrests include all arrests where there was at least one felony charge. Misdemeanor Arrests include arrests with no felony charges and at least one misdemeanor charge. Other includes arrests with no felony or misdemeanor charges.**

**Bookings** are arrests with an offender tracking number listed.

**CLD's** are based on Arrest forms completed in the RMS and may not include Citations (ATTCs) that did not also include an Arrest form.

Any arrests with missing or incomplete information may not be properly depicted in this report. Arrests may have multiple charges. Arrests are based on original charges and warrants. Voided cancelled, and duplicate arrests/charges are excluded. Juvenile information is not included. Adult bookings without any charges listed tend to be arrests where the Phoenix Police Department is holding the individual for another jurisdiction (Hold/FOJ). Arrests with an associated booking are counted as "BOOKINGS" in this report.




**PHOENIX POLICE DEPARTMENT**

Crime Analysis and Research Unit

9/2/2025 adh Source: RMS

U:\Ad-Hoc Requests\Internal\56420 adh Wolf\_Council Presentation\56420 Arrests Adult\_CD.rpt




**ETHNICITY & RACE**

AGE HOMELESS* SEX			HISPANIC					NON-HISPANIC						UNKNOWN			Total
			B	I	U	W	Total	A	B	I	U	W	Total	B	W	Total	
18+	No	F	1	0	0	33	34	1	22	5	0	34	62	0	0	0	96
		M	0	3	1	138	142	2	52	11	1	40	106	1	0	1	249
		Total	1	3	1	171	176	3	74	16	1	74	168	1	0	1	345
	Yes	F	0	2	0	32	34	0	17	16	1	29	63	0	0	0	97
		M	2	6	0	77	85	1	48	21	0	46	116	0	1	1	202
		Total	2	8	0	109	119	1	65	37	1	75	179	0	1	1	299
Total		3	11	1	280	295	4	139	53	2	149	347	1	1	2	644	
Total Arrests			3	11	1	280	295	4	139	53	2	149	347	1	1	2	644

\*Counts of individuals with the "Homeless" box checked are based on data as of 9/2/2025. As an individual's status changes and additional contacts are made this field could be updated and previous data overwritten. For example, a situation could occur where a subject who had the box checked based on a prior contact, was then contacted today and provided a permanent address. In this scenario, it is possible the "Homeless" box would not be unchecked and this subject would still be considered as "homeless" based on this report's criteria.

Any arrests with missing or incomplete information may not be properly depicted in this report. Arrests may have multiple charges. Arrests are based on original charges and warrants. Voided cancelled, and duplicate arrests/charges are excluded. Juvenile information is not included. Adult bookings without any charges listed tend to be arrests where the Phoenix Police Department is holding the individual for another jurisdiction (Hold/FOJ). Arrests with an associated booking are counted as "BOOKINGS" in this report.





**PHOENIX POLICE DEPARTMENT**  
**Adult Arrests Report - Bookings and CLDs Only**  
**Arrest Location: Council District 5**  
**Arrest Date: 7/1/2025 - 7/31/2025**

**COUNT OF ARRESTS**

	FELONY	MISD	OTHER	Total
Bookings	260	146	1	407
CLDs	0	136	12	148
<b>Total Arrests</b>	<b>260</b>	<b>282</b>	<b>13</b>	<b>555</b>

**COUNT OF CHARGES**

	FELONY	MISD	OTHER	Total
Bookings	743	235	1	979
CLDs	0	161	10	171
<b>Total Charges</b>	<b>743</b>	<b>396</b>	<b>11</b>	<b>1150</b>

**TOP 10 CHARGE CODES - FELONY ARRESTS**

		Bookings	Total
<b>13-901C</b>	PROBATION VIOLATION - PHOENIX	150	150
<b>13-3415A</b>	DRUG PARAPHERNALIA-POSSESS/USE	88	88
<b>13-3407A1</b>	DANGEROUS DRUG-POSS/USE	72	72
<b>13-3408A1</b>	NARCOTIC DRUG-POSSESS/USE (OPIUM/COCAINE)	60	60
<b>13-1502A1</b>	CRIM TRESP 3RD DEG/PROPERTY	45	45
<b>13-1204</b>	AGGRAVATED ASSAULT - W/FIREARM	23	23
<b>13-1819A1</b>	ORG RETAIL THEFT-MERCHANDISE	13	13
<b>13-1203A1</b>	ASSAULT INTENTIONAL, KNOWING-MINOR INJURY	12	12
<b>13-1504A1</b>	CRIMINAL TRESPASS 1ST DEG-RESIDENCE	12	12
<b>13-3102A4</b>	POSS WPN BY PROHIB PERSON	10	10

**TOP 10 CHARGE CODES - MISDEMEANOR ARRESTS**

		Bookings	CLDs	Total
<b>13-1502A1</b>	CRIM TRESP 3RD DEG/PROPERTY	42	60	102
<b>13-1203A1</b>	ASSAULT INTENTIONAL, KNOWING-MINOR INJURY	33	0	33
<b>13-1602A1</b>	CRIMINAL DAMAGE-DEFACE	22	0	22
<b>13-1805</b>	SHOPLIFTING	10	7	17
<b>13-1503A</b>	CRIMINAL TRESPASS 2ND DEG	9	5	14
<b>23-8B</b>	LOITERING IN CLOSED PARK	7	7	14
<b>23-9</b>	OBSTRUCTING STREETS OR PUBLIC AREAS	3	8	11
<b>13-901C</b>	PROBATION VIOLATION - PHOENIX	10	0	10
<b>28-1381A1</b>	DUI-IMPAIRED TO SLIGHTEST DEGREE	3	6	9
<b>13-1805A1</b>	SHOPLIFT-REMOVAL OF GOODS-EMBEZZLEMENT-MIS	6	0	6

**Felony Arrests include all arrests where there was at least one felony charge. Misdemeanor Arrests include arrests with no felony charges and at least one misdemeanor charge. Other includes arrests with no felony or misdemeanor charges.**

**Bookings** are arrests with an offender tracking number listed.

**CLD's** are based on Arrest forms completed in the RMS and may not include Citations (ATTCs) that did not also include an Arrest form.

Any arrests with missing or incomplete information may not be properly depicted in this report. Arrests may have multiple charges. Arrests are based on original charges and warrants. Voided cancelled, and duplicate arrests/charges are excluded. Juvenile information is not included. Adult bookings without any charges listed tend to be arrests where the Phoenix Police Department is holding the individual for another jurisdiction (Hold/FOJ). Arrests with an associated booking are counted as "BOOKINGS" in this report.




**PHOENIX POLICE DEPARTMENT**

Crime Analysis and Research Unit

9/2/2025 adh Source: RMS

U:\Ad-Hoc Requests\Internal\56420 adh Wolf\_Council Presentation\56420 Arrests Adult\_CD.rpt





**PHOENIX POLICE DEPARTMENT**  
**Adult Arrests Report - Bookings and CLDs Only**  
**Arrest Location: Council District 5**  
**Arrest Date: 7/1/2025 - 7/31/2025**

**ETHNICITY & RACE**

AGE HOMELESS* SEX			HISPANIC				NON-HISPANIC					UNKNOWN				Total
			B	I	W	Total	A	B	I	W	Total	B	U	W	Total	
18+	No	F	0	0	32	32	0	12	6	27	45	0	0	1	1	78
		M	2	2	105	109	3	52	9	31	95	1	1	1	3	207
		Total	2	2	137	141	3	64	15	58	140	1	1	2	4	285
	Yes	F	0	1	22	23	0	27	19	30	76	0	0	0	0	99
		M	1	2	42	45	0	48	25	50	123	0	0	1	1	169
		Total	1	3	64	68	0	75	44	80	199	0	0	1	1	268
Total		3	5	201	209	3	139	59	138	339	1	1	3	5	553	
Under 18	No	M	0	0	2	2	0	0	0	0	0	0	0	0	0	2
		Total	0	0	2	2	0	0	0	0	0	0	0	0	0	2
	Total		0	0	2	2	0	0	0	0	0	0	0	0	0	2
Total Arrests			3	5	203	211	3	139	59	138	339	1	1	3	5	555

\*Counts of individuals with the "Homeless" box checked are based on data as of 9/2/2025. As an individual's status changes and additional contacts are made this field could be updated and previous data overwritten. For example, a situation could occur where a subject who had the box checked based on a prior contact, was then contacted today and provided a permanent address. In this scenario, it is possible the "Homeless" box would not be unchecked and this subject would still be considered as "homeless" based on this report's criteria.

Any arrests with missing or incomplete information may not be properly depicted in this report. Arrests may have multiple charges. Arrests are based on original charges and warrants. Voided cancelled, and duplicate arrests/charges are excluded. Juvenile information is not included. Adult bookings without any charges listed tend to be arrests where the Phoenix Police Department is holding the individual for another jurisdiction (Hold/FOJ). Arrests with an associated booking are counted as "BOOKINGS" in this report.




**PHOENIX POLICE DEPARTMENT**

Crime Analysis and Research Unit

9/2/2025 adh Source: RMS

U:\Ad-Hoc Requests\Internal\56420 adh Wolf\_Council Presentation\56420 Arrests Adult\_CD.rpt



**PHOENIX POLICE DEPARTMENT**  
**Adult Arrests Report - Bookings and CLDs Only**  
**Arrest Location: Council District 6**  
**Arrest Date: 7/1/2025 - 7/31/2025**

**COUNT OF ARRESTS**

	FELONY	MISD	Total
Bookings	48	32	80
CLDs	1	13	14
<b>Total Arrests</b>	<b>49</b>	<b>45</b>	<b>94</b>

**COUNT OF CHARGES**

	FELONY	MISD	Total
Bookings	117	59	176
CLDs	1	16	17
<b>Total Charges</b>	<b>118</b>	<b>75</b>	<b>193</b>

**TOP 10 CHARGE CODES - FELONY ARRESTS**

		Bookings	CLDs	Total
13-1204	AGGRAVATED ASSAULT - W/FIREARM	13	0	13
13-3407A1	DANGEROUS DRUG-POSS/USE	8	0	8
13-3415A	DRUG PARAPHERNALIA-POSSESS/USE	7	0	7
13-901C	PROBATION VIOLATION - PHOENIX	7	0	7
13-1502A1	CRIM TRESP 3RD DEG/PROPERTY	5	0	5
13-1602A1	CRIMINAL DAMAGE-DEFACE	5	0	5
13-3408A1	NARCOTIC DRUG-POSSESS/USE (OPIUM/COCAINE)	5	0	5
13-1203A1	ASSAULT INTENTIONAL, KNOWING-MINOR INJURY	4	0	4
13-1802A1	THEFT-POCKET PICK-FELONY	4	0	4
13-1204A2	AGG ASSAULT--OTHER DANGEROUS WPN	2	0	2

**TOP 10 CHARGE CODES - MISDEMEANOR ARRESTS**

		Bookings	CLDs	Total
13-1203A1	ASSAULT INTENTIONAL, KNOWING-MINOR INJURY	10	0	10
13-1602A1	CRIMINAL DAMAGE-DEFACE	11	0	11
13-1502A1	CRIM TRESP 3RD DEG/PROPERTY	4	3	7
13-1203A3	ASSAULT-TOUCHING WITH INTENT TO INJURE	4	2	6
13-2810A2	FAIL TO COMPLY-COURT ORDER	4	0	4
13-1805A1	SHOPLIFT-REMOVAL OF GOODS-EMBEZZLEMENT-MIS	2	0	2
13-2508A3	RESIST ARREST-PASSIVE RESISTANCE	3	0	3
13-1503A	CRIMINAL TRESPASS 2ND DEG	0	2	2
13-2904A1	DISORDERLY CONDUCT-FIGHTING	1	1	2
28-1381A1	DUI-IMPAIRED TO SLIGHTEST DEGREE	1	1	2

**Felony Arrests include all arrests where there was at least one felony charge. Misdemeanor Arrests include arrests with no felony charges and at least one misdemeanor charge. Other includes arrests with no felony or misdemeanor charges.**

**Bookings** are arrests with an offender tracking number listed.

**CLD's** are based on Arrest forms completed in the RMS and may not include Citations (ATTCs) that did not also include an Arrest form.

Any arrests with missing or incomplete information may not be properly depicted in this report. Arrests may have multiple charges. Arrests are based on original charges and warrants. Voided cancelled, and duplicate arrests/charges are excluded. Juvenile information is not included. Adult bookings without any charges listed tend to be arrests where the Phoenix Police Department is holding the individual for another jurisdiction (Hold/FOJ). Arrests with an associated booking are counted as "BOOKINGS" in this report.




**PHOENIX POLICE DEPARTMENT**

Crime Analysis and Research Unit

9/2/2025 adh Source: RMS

U:\Ad-Hoc Requests\Internal\56420 adh Wolf\_Council Presentation\56420 Arrests Adult\_CD.rpt



ETHNICITY & RACE

AGE HOMELESS* SEX			HISPANIC		NON-HISPANIC					UNKNOWN		Total
			W	Total	B	I	U	W	Total	B	Total	
18+	No	F	7	7	6	0	0	8	14	0	0	21
		M	13	13	15	3	1	18	37	1	1	51
		Total	20	20	21	3	1	26	51	1	1	72
	Yes	F	1	1	0	1	0	5	6	0	0	7
		M	1	1	8	0	0	6	14	0	0	15
		Total	2	2	8	1	0	11	20	0	0	22
Total		22	22	29	4	1	37	71	1	1	94	
Total Arrests			22	22	29	4	1	37	71	1	1	94

\*Counts of individuals with the "Homeless" box checked are based on data as of 9/2/2025. As an individual's status changes and additional contacts are made this field could be updated and previous data overwritten. For example, a situation could occur where a subject who had the box checked based on a prior contact, was then contacted today and provided a permanent address. In this scenario, it is possible the "Homeless" box would not be unchecked and this subject would still be considered as "homeless" based on this report's criteria.

Any arrests with missing or incomplete information may not be properly depicted in this report. Arrests may have multiple charges. Arrests are based on original charges and warrants. Voided cancelled, and duplicate arrests/charges are excluded. Juvenile information is not included. Adult bookings without any charges listed tend to be arrests where the Phoenix Police Department is holding the individual for another jurisdiction (Hold/FOJ). Arrests with an associated booking are counted as "BOOKINGS" in this report.





**PHOENIX POLICE DEPARTMENT**  
**Adult Arrests Report - Bookings and CLDs Only**  
**Arrest Location: Council District 7**  
**Arrest Date: 7/1/2025 - 7/31/2025**

**COUNT OF ARRESTS**

	FELONY	MISD	OTHER	Total
Bookings	234	127	4	365
CLDs	1	102	7	110
<b>Total Arrests</b>	<b>235</b>	<b>229</b>	<b>11</b>	<b>475</b>

**COUNT OF CHARGES**

	FELONY	MISD	OTHER	Total
Bookings	670	235	4	909
CLDs	2	128	7	137
<b>Total Charges</b>	<b>672</b>	<b>363</b>	<b>11</b>	<b>1046</b>

**TOP 10 CHARGE CODES - FELONY ARRESTS**

		Bookings	CLDs	Total
<b>13-901C</b>	PROBATION VIOLATION - PHOENIX	123	0	123
<b>13-3415A</b>	DRUG PARAPHERNALIA-POSSESS/USE	63	0	63
<b>13-3408A1</b>	NARCOTIC DRUG-POSSESS/USE (OPIUM/COCAINE)	38	0	38
<b>13-3407A1</b>	DANGEROUS DRUG-POSS/USE	44	0	44
<b>13-1204</b>	AGGRAVATED ASSAULT - W/FIREARM	29	0	29
<b>13-1805A1</b>	SHOPLIFT-REMOVAL OF GOODS-EMBEZZLEMENT-MIS	26	0	26
<b>13-1502A1</b>	CRIM TRESP 3RD DEG/PROPERTY	24	1	25
<b>13-3102A4</b>	POSS WPN BY PROHIB PERSON	16	0	16
<b>13-1602A1</b>	CRIMINAL DAMAGE-DEFACE	14	0	14
<b>13-1203A1</b>	ASSAULT INTENTIONAL, KNOWING-MINOR INJURY	13	0	13

**TOP 10 CHARGE CODES - MISDEMEANOR ARRESTS**

		Bookings	CLDs	Total
<b>13-1203A1</b>	ASSAULT INTENTIONAL, KNOWING-MINOR INJURY	38	1	39
<b>13-1502A1</b>	CRIM TRESP 3RD DEG/PROPERTY	29	13	42
<b>13-1602A1</b>	CRIMINAL DAMAGE-DEFACE	22	0	22
<b>13-2810A2</b>	FAIL TO COMPLY-COURT ORDER	23	0	23
<b>23-30A</b>	CAMPING ON CITY PROPERTY PROHIBITED	8	10	18
<b>13-1805</b>	SHOPLIFTING	10	5	15
<b>28-1381A1</b>	DUI-LIQUOR/DRUGS/VAPORS/COMBO	0	10	10
<b>28-1381A2</b>	DUI-BAC OF .08 OR MORE	2	9	11
<b>23-9</b>	OBSTRUCTING STREETS OR PUBLIC AREAS	4	6	10
<b>13-1805A1</b>	SHOPLIFTING-REMOVAL OF GOODS	0	6	6

**Felony Arrests include all arrests where there was at least one felony charge. Misdemeanor Arrests include arrests with no felony charges and at least one misdemeanor charge. Other includes arrests with no felony or misdemeanor charges.**

**Bookings** are arrests with an offender tracking number listed.

**CLD's** are based on Arrest forms completed in the RMS and may not include Citations (ATTCs) that did not also include an Arrest form.

Any arrests with missing or incomplete information may not be properly depicted in this report. Arrests may have multiple charges. Arrests are based on original charges and warrants. Voided cancelled, and duplicate arrests/charges are excluded. Juvenile information is not included. Adult bookings without any charges listed tend to be arrests where the Phoenix Police Department is holding the individual for another jurisdiction (Hold/FOJ). Arrests with an associated booking are counted as "BOOKINGS" in this report.




**PHOENIX POLICE DEPARTMENT**

Crime Analysis and Research Unit

9/2/2025 adh Source: RMS

U:\Ad-Hoc Requests\Internal\56420 adh Wolf\_Council Presentation\56420 Arrests Adult\_CD.rpt




**ETHNICITY & RACE**

AGE HOMELESS* SEX			HISPANIC					NON-HISPANIC					UNKNOWN			Total
			B	I	U	W	Total	A	B	I	W	Total	B	W	Total	
18+	No	F	0	1	1	34	36	0	10	8	9	27	1	0	1	64
		M	0	0	1	112	113	0	61	8	36	105	1	4	5	223
		Total	0	1	2	146	149	0	71	16	45	132	2	4	6	287
	Yes	F	0	2	0	20	22	0	13	3	12	28	0	0	0	50
		M	1	1	0	48	50	1	52	7	28	88	0	0	0	138
		Total	1	3	0	68	72	1	65	10	40	116	0	0	0	188
Total		1	4	2	214	221	1	136	26	85	248	2	4	6	475	
Total Arrests			1	4	2	214	221	1	136	26	85	248	2	4	6	475

\*Counts of individuals with the "Homeless" box checked are based on data as of 9/2/2025. As an individual's status changes and additional contacts are made this field could be updated and previous data overwritten. For example, a situation could occur where a subject who had the box checked based on a prior contact, was then contacted today and provided a permanent address. In this scenario, it is possible the "Homeless" box would not be unchecked and this subject would still be considered as "homeless" based on this report's criteria.

Any arrests with missing or incomplete information may not be properly depicted in this report. Arrests may have multiple charges. Arrests are based on original charges and warrants. Voided cancelled, and duplicate arrests/charges are excluded. Juvenile information is not included. Adult bookings without any charges listed tend to be arrests where the Phoenix Police Department is holding the individual for another jurisdiction (Hold/FOJ). Arrests with an associated booking are counted as "BOOKINGS" in this report.





**PHOENIX POLICE DEPARTMENT**  
**Adult Arrests Report - Bookings and CLDs Only**  
**Arrest Location: Council District 8**  
**Arrest Date: 7/1/2025 - 7/31/2025**

**COUNT OF ARRESTS**

	FELONY	MISD	OTHER	Total
Bookings	299	162	5	466
CLDs	0	96	7	103
<b>Total Arrests</b>	<b>299</b>	<b>258</b>	<b>12</b>	<b>569</b>

**COUNT OF CHARGES**

	FELONY	MISD	OTHER	Total
Bookings	859	280	5	1144
CLDs	0	130	5	135
<b>Total Charges</b>	<b>859</b>	<b>410</b>	<b>10</b>	<b>1279</b>

**TOP 10 CHARGE CODES - FELONY ARRESTS**

		Bookings	Total
<b>13-901C</b>	PROBATION VIOLATION - PHOENIX	95	95
<b>13-3415A</b>	DRUG PARAPHERNALIA-POSSESS/USE	98	98
<b>13-3408A1</b>	NARCOTIC DRUG-POSSESS/USE (OPIUM/COCAINE)	65	65
<b>13-3407A1</b>	DANGEROUS DRUG-POSS/USE	77	77
<b>13-1204</b>	AGGRAVATED ASSAULT - W/FIREARM	49	49
<b>13-1502A1</b>	CRIM TRESP 3RD DEG/PROPERTY	21	21
<b>13-1805I</b>	ARTIFICE-INTENT FACIL SHPLFT	16	16
<b>13-1203A1</b>	ASSAULT INTENTIONAL, KNOWING-MINOR INJURY	15	15
<b>13-1805</b>	SHOPLIFTING	14	14
<b>13-1602A1</b>	CRIMINAL DAMAGE-DEFACE	12	12

**TOP 10 CHARGE CODES - MISDEMEANOR ARRESTS**

		Bookings	CLDs	Total
<b>13-1502A1</b>	CRIM TRESP 3RD DEG/PROPERTY	37	20	57
<b>13-1203A1</b>	ASSAULT INTENTIONAL, KNOWING-MINOR INJURY	40	3	43
<b>13-1805</b>	SHOPLIFTING	14	9	23
<b>13-1602A1</b>	CRIMINAL DAMAGE-DEFACE	18	0	18
<b>13-1203A3</b>	ASSAULT-TOUCHING WITH INTENT TO INJURE	13	2	15
<b>28-1381A1</b>	DUI-IMPAIRED TO SLIGHTEST DEGREE	5	2	7
<b>13-1503A</b>	CRIMINAL TRESPASS 2ND DEG	10	1	11
<b>13-1805A1</b>	SHOPLIFTING-REMOVAL OF GOODS	0	5	5
<b>13-2904A1</b>	DISORDERLY CONDUCT-FIGHTING	8	1	9
<b>23-9</b>	OBSTRUCTING STREETS OR PUBLIC AREAS	1	8	9

**Felony Arrests include all arrests where there was at least one felony charge. Misdemeanor Arrests include arrests with no felony charges and at least one misdemeanor charge. Other includes arrests with no felony or misdemeanor charges.**

**Bookings** are arrests with an offender tracking number listed.

**CLD's** are based on Arrest forms completed in the RMS and may not include Citations (ATTCs) that did not also include an Arrest form.

Any arrests with missing or incomplete information may not be properly depicted in this report. Arrests may have multiple charges. Arrests are based on original charges and warrants. Voided cancelled, and duplicate arrests/charges are excluded. Juvenile information is not included. Adult bookings without any charges listed tend to be arrests where the Phoenix Police Department is holding the individual for another jurisdiction (Hold/FOJ). Arrests with an associated booking are counted as "BOOKINGS" in this report.




**PHOENIX POLICE DEPARTMENT**

Crime Analysis and Research Unit

9/2/2025 adh Source: RMS

U:\Ad-Hoc Requests\Internal\56420 adh Wolf\_Council Presentation\56420 Arrests Adult\_CD.rpt



**PHOENIX POLICE DEPARTMENT**  
**Adult Arrests Report - Bookings and CLDs Only**  
**Arrest Location: Council District 8**  
**Arrest Date: 7/1/2025 - 7/31/2025**

**ETHNICITY & RACE**

AGE HOMELESS* SEX			HISPANIC					NON-HISPANIC					UNKNOWN		Total	
			B	I	U	W	Total	A	B	I	U	W	Total	B		Total
18+	No	F	1	2	0	44	47	1	26	8	0	22	57	0	0	104
		M	0	1	1	103	105	0	68	20	1	44	133	1	1	239
		Total	1	3	1	147	152	1	94	28	1	66	190	1	1	343
	Yes	F	0	1	0	12	13	0	10	7	0	21	38	0	0	51
		M	0	2	0	44	46	1	59	14	0	54	128	0	0	174
		Total	0	3	0	56	59	1	69	21	0	75	166	0	0	225
Total		1	6	1	203	211	2	163	49	1	141	356	1	1	568	
Under 18	No	M	0	0	0	1	1	0	0	0	0	0	0	0	0	1
		Total	0	0	0	1	1	0	0	0	0	0	0	0	0	1
	Total		0	0	0	1	1	0	0	0	0	0	0	0	0	1
Total Arrests			1	6	1	204	212	2	163	49	1	141	356	1	1	569

\*Counts of individuals with the "Homeless" box checked are based on data as of 9/2/2025. As an individual's status changes and additional contacts are made this field could be updated and previous data overwritten. For example, a situation could occur where a subject who had the box checked based on a prior contact, was then contacted today and provided a permanent address. In this scenario, it is possible the "Homeless" box would not be unchecked and this subject would still be considered as "homeless" based on this report's criteria.

Any arrests with missing or incomplete information may not be properly depicted in this report. Arrests may have multiple charges. Arrests are based on original charges and warrants. Voided cancelled, and duplicate arrests/charges are excluded. Juvenile information is not included. Adult bookings without any charges listed tend to be arrests where the Phoenix Police Department is holding the individual for another jurisdiction (Hold/FOJ). Arrests with an associated booking are counted as "BOOKINGS" in this report.



**PHOENIX POLICE DEPARTMENT**

Crime Analysis and Research Unit

9/2/2025 adh Source: RMS

U:\Ad-Hoc Requests\Internal\56420 adh Wolf\_Council Presentation\56420 Arrests Adult\_CD.rpt



**PHOENIX POLICE DEPARTMENT**  
**Adult Arrests Report - Bookings and CLDs Only**  
**Arrest Location: No Council District Listed**  
**Arrest Date: 7/1/2025 - 7/31/2025**

**COUNT OF ARRESTS**

	FELONY	MISD	OTHER	Total
Bookings	241	119	3	363
CLDs	0	78	7	85
<b>Total Arrests</b>	<b>241</b>	<b>197</b>	<b>10</b>	<b>448</b>

**COUNT OF CHARGES**

	FELONY	MISD	OTHER	Total
Bookings	754	216	3	973
CLDs	0	118	8	126
<b>Total Charges</b>	<b>754</b>	<b>334</b>	<b>11</b>	<b>1099</b>

**TOP 10 CHARGE CODES - FELONY ARRESTS**

		Bookings	Total
<b>13-901C</b>	PROBATION VIOLATION - PHOENIX	97	97
<b>13-3415A</b>	DRUG PARAPHERNALIA-POSSESS/USE	61	61
<b>13-3407A1</b>	DANGEROUS DRUG-POSS/USE	50	50
<b>13-1204</b>	AGGRAVATED ASSAULT - W/FIREARM	43	43
<b>13-3408A1</b>	NARCOTIC DRUG-POSSESS/USE (OPIUM/COCAINE)	40	40
<b>13-3102A4</b>	POSS WPN BY PROHIB PERSON	32	32
<b>13-1819A1</b>	ORG RETAIL THEFT-MERCHANDISE	18	18
<b>13-1602A1</b>	CRIMINAL DAMAGE-DEFACE	12	12
<b>28-622.01</b>	UNLAW FLIGHT FROM LAW ENF VEH	15	15
<b>13-1819A</b>	ORGANIZED RETAIL THEFT	12	12

**TOP 10 CHARGE CODES - MISDEMEANOR ARRESTS**

		Bookings	CLDs	Total
<b>13-1502A1</b>	CRIM TRESP 3RD DEG/PROPERTY	28	13	41
<b>13-1203A1</b>	ASSAULT INTENTIONAL, KNOWING-MINOR INJURY	25	0	25
<b>13-1602A1</b>	CRIMINAL DAMAGE-DEFACE	20	0	20
<b>28-1381A1</b>	DUI-IMPAIRED TO SLIGHTEST DEGREE	4	6	10
<b>28-708A</b>	RACING/EXHIBITION OF SPEED	0	14	14
<b>28-3473A</b>	DRIVE W/LIC SUSP/REVOKE/CANC	8	4	12
<b>13-901C</b>	PROBATION VIOLATION - PHOENIX	11	0	11
<b>13-1805</b>	SHOPLIFTING	10	0	10
<b>28-693A</b>	RECKLESS DRIVING	5	5	10
<b>28-1381A2</b>	DUI-BAC OF .08 OR MORE	2	7	9

**Felony Arrests include all arrests where there was at least one felony charge. Misdemeanor Arrests include arrests with no felony charges and at least one misdemeanor charge. Other includes arrests with no felony or misdemeanor charges.**

**Bookings** are arrests with an offender tracking number listed.

**CLD's** are based on Arrest forms completed in the RMS and may not include Citations (ATTCs) that did not also include an Arrest form.

Any arrests with missing or incomplete information may not be properly depicted in this report. Arrests may have multiple charges. Arrests are based on original charges and warrants. Voided cancelled, and duplicate arrests/charges are excluded. Juvenile information is not included. Adult bookings without any charges listed tend to be arrests where the Phoenix Police Department is holding the individual for another jurisdiction (Hold/FOJ). Arrests with an associated booking are counted as "BOOKINGS" in this report.




**PHOENIX POLICE DEPARTMENT**

Crime Analysis and Research Unit

9/2/2025 adh Source: RMS

U:\Ad-Hoc Requests\Internal\56420 adh Wolf\_Council Presentation\56420 Arrests Adult\_CD.rpt





**PHOENIX POLICE DEPARTMENT**  
**Adult Arrests Report - Bookings and CLDs Only**  
**Arrest Location: No Council District Listed**  
**Arrest Date: 7/1/2025 - 7/31/2025**

**ETHNICITY & RACE**

AGE HOMELESS* SEX			HISPANIC					NON-HISPANIC					UNKNOWN					Total
			A	B	I	W	Total	A	B	I	W	Total	B	I	U	W	Total	
18+	No	F	0	0	3	16	19	0	12	4	16	32	2	0	0	0	2	53
		M	0	0	1	114	115	1	45	13	53	112	2	0	0	3	5	232
		Total	0	0	4	130	134	1	57	17	69	144	4	0	0	3	7	285
	Yes	F	1	0	0	7	8	0	11	7	23	41	0	1	1	0	2	51
		M	0	1	0	30	31	0	27	10	39	76	0	0	0	3	3	110
		Total	1	1	0	37	39	0	38	17	62	117	0	1	1	3	5	161
Total		1	1	4	167	173	1	95	34	131	261	4	1	1	6	12	446	
Under 18	No	F	0	0	0	1	1	0	0	0	0	0	0	0	0	0	0	1
		M	0	0	0	1	1	0	0	0	0	0	0	0	0	0	0	1
		Total	0	0	0	2	2	0	0	0	0	0	0	0	0	0	0	2
	Total		0	0	0	2	2	0	0	0	0	0	0	0	0	0	0	2
Total Arrests			1	1	4	169	175	1	95	34	131	261	4	1	1	6	12	448

\*Counts of individuals with the "Homeless" box checked are based on data as of 9/2/2025. As an individual's status changes and additional contacts are made this field could be updated and previous data overwritten. For example, a situation could occur where a subject who had the box checked based on a prior contact, was then contacted today and provided a permanent address. In this scenario, it is possible the "Homeless" box would not be unchecked and this subject would still be considered as "homeless" based on this report's criteria.

The council district groupings in this report are based on georeferenced addresses and may change as the geobase is improved and/or updated.

Addresses with no council district listed could possibly exist within a county island, be located outside of the city's geographic boundaries, or there might be an error in either the way the address was entered or in the geobase which prevented the address from being assigned a council district in the data.

Any arrests with missing or incomplete information may not be properly depicted in this report. Arrests may have multiple charges. Arrests are based on original charges and warrants. Voided cancelled, and duplicate arrests/charges are excluded. Juvenile information is not included. Adult bookings without any charges listed tend to be arrests where the Phoenix Police Department is holding the individual for another jurisdiction (Hold/FOJ). Arrests with an associated booking are counted as "BOOKINGS" in this report.



**PHOENIX POLICE DEPARTMENT**

Crime Analysis and Research Unit

9/2/2025 adh Source: RMS

U:\Ad-Hoc Requests\Internal\56420 adh Wolf\_Council Presentation\56420 Arrests Adult\_CD.rpt



**PHOENIX POLICE DEPARTMENT**  
**Juvenile Arrests Report**  
**Arrest Location: Council District 1**  
**Arrest Date: 7/1/2025 - 7/31/2025**

**Addendum C6**

**COUNT OF ARRESTS**

	FELONY	MISD	OTHER	Total
Detained / Taken Into Custody	2	4	1	7
Juvenile Referred / Released	0	1	0	1
Submittals / Re-Submittals	1	0	0	1
<b>Total Arrests</b>	<b>3</b>	<b>5</b>	<b>1</b>	<b>9</b>

**COUNT OF CHARGES**

	FELONY	MISD	OTHER	Total
Detained / Taken Into Custody	2	4	1	7
Juvenile Referred / Released	0	1	0	1
Submittals / Re-Submittals	1	0	0	1
<b>Total Arrests</b>	<b>3</b>	<b>5</b>	<b>1</b>	<b>9</b>

**TOP 10 CHARGE CODES - FELONY ARRESTS**

	Total
<b>13-1204</b> AGGRAVATED ASSAULT-MINOR OR NO INJURY	2
<b>13-1203A1</b> ASSAULT INTENTIONAL, KNOWING-MINOR INJURY	1
<b>13-1204A5</b> AGG ASSAULT-ENTER RESIDENCE--MINOR OR NO INJURY	1
<b>13-1507A</b> BURGLARY 2ND DEGREE-RESIDENTIAL	1

**TOP 10 CHARGE CODES - MISDEMEANOR ARRESTS**

	Total
<b>13-1602A1</b> CRIMINAL DAMAGE-DEFACE-\$250-\$1000	1
<b>13-1203A1</b> ASSAULT INTENTIONAL, KNOWING-PHYS INJURY	1
<b>13-1803A2</b> UNLAWFUL USE OF MEANS OF TRANSP-PASSENGER (AUTO)	1
<b>13-3102A1B</b> CARRY DEADLY WEAPON-FAIL TO ADMIT	1
<b>13-3102A2</b> CARRY DEADLY WPN < 21 YOA	1
<b>13-3111</b> MINOR CARRYING FIREARM	1

**Felony Arrests include all arrests where there was at least one felony charge. Misdemeanor Arrests include arrests with no felony charges and at least one misdemeanor charge. Other includes arrests with no felony or misdemeanor charges.**

Any arrests with missing or incomplete information may not be properly depicted in this report. Arrests may have multiple charges. Arrests are based on original charges and warrants. Voided cancelled, and duplicate arrests/charges are excluded. Juvenile information is not included. Adult bookings without any charges listed tend to be arrests where the Phoenix Police Department is holding the individual for another jurisdiction (Hold/FOJ). Arrests with an associated booking are counted as "BOOKINGS" in this report.




**PHOENIX POLICE DEPARTMENT**

Crime Analysis and Research Unit

9/2/2025 adh Source: RMS

U:\Ad-Hoc Requests\Internal\56420 adh Wolf\_Council Presentation\56420 Arrests Juv\_CD.rpt



**PHOENIX POLICE DEPARTMENT**  
**Juvenile Arrests Report**  
**Arrest Location: Council District 1**  
**Arrest Date: 7/1/2025 - 7/31/2025**

**ETHNICITY & RACE**

HOMELESS*	SEX	HISPANIC		NON-HISPANIC				Total
		W	Total	A	B	W	Total	
No	F	1	1	0	1	0	1	2
	M	1	1	1	2	3	6	7
	Total	2	2	1	3	3	7	9
Total Arrests		2	2	1	3	3	7	9

\*Counts of individuals with the "Homeless" box checked are based on data as of 9/2/2025. As an individual's status changes and additional contacts are made this field could be updated and previous data overwritten. For example, a situation could occur where a subject who had the box checked based on a prior contact, was then contacted today and provided a permanent address. In this scenario, it is possible the "Homeless" box would not be unchecked and this subject would still be considered as "homeless" based on this report's criteria.

Any arrests with missing or incomplete information may not be properly depicted in this report. Arrests may have multiple charges. Arrests are based on original charges and warrants. Voided cancelled, and duplicate arrests/charges are excluded. Juvenile information is not included. Adult bookings without any charges listed tend to be arrests where the Phoenix Police Department is holding the individual for another jurisdiction (Hold/FOJ). Arrests with an associated booking are counted as "BOOKINGS" in this report.




**PHOENIX POLICE DEPARTMENT**

Crime Analysis and Research Unit

9/2/2025 adh Source: RMS

U:\Ad-Hoc Requests\Internal\56420 adh Wolf\_Council Presentation\56420 Arrests Juv\_CD.rpt



**PHOENIX POLICE DEPARTMENT**  
**Juvenile Arrests Report**  
**Arrest Location: Council District 2**  
**Arrest Date: 7/1/2025 - 7/31/2025**

**COUNT OF ARRESTS**

	OTHER	Total
Detained / Taken Into Custody	1	1
<b>Total Arrests</b>	<b>1</b>	<b>1</b>

**COUNT OF CHARGES**

	OTHER	Total
Detained / Taken Into Custody	1	1
<b>Total Arrests</b>	<b>1</b>	<b>1</b>

**TOP 10 CHARGE CODES - FELONY ARRESTS**

**TOP 10 CHARGE CODES - MISDEMEANOR ARRESTS**

**Felony Arrests include all arrests where there was at least one felony charge. Misdemeanor Arrests include arrests with no felony charges and at least one misdemeanor charge. Other includes arrests with no felony or misdemeanor charges.**

Any arrests with missing or incomplete information may not be properly depicted in this report. Arrests may have multiple charges. Arrests are based on original charges and warrants. Voided cancelled, and duplicate arrests/charges are excluded. Juvenile information is not included. Adult bookings without any charges listed tend to be arrests where the Phoenix Police Department is holding the individual for another jurisdiction (Hold/FOJ). Arrests with an associated booking are counted as "BOOKINGS" in this report.




**PHOENIX POLICE DEPARTMENT**

Crime Analysis and Research Unit

9/2/2025 adh Source: RMS

U:\Ad-Hoc Requests\Internal\56420 adh Wolf\_Council Presentation\56420 Arrests Juv\_CD.rpt




#### ETHNICITY & RACE

HOMELESS*	SEX	NON-HISPANIC		Total
		W	Total	
No	F	1	1	1
	Total	1	1	1
Total Arrests		1	1	1

\*Counts of individuals with the "Homeless" box checked are based on data as of 9/2/2025. As an individual's status changes and additional contacts are made this field could be updated and previous data overwritten. For example, a situation could occur where a subject who had the box checked based on a prior contact, was then contacted today and provided a permanent address. In this scenario, it is possible the "Homeless" box would not be unchecked and this subject would still be considered as "homeless" based on this report's criteria.

Any arrests with missing or incomplete information may not be properly depicted in this report. Arrests may have multiple charges. Arrests are based on original charges and warrants. Voided cancelled, and duplicate arrests/charges are excluded. Juvenile information is not included. Adult bookings without any charges listed tend to be arrests where the Phoenix Police Department is holding the individual for another jurisdiction (Hold/FOJ). Arrests with an associated booking are counted as "BOOKINGS" in this report.





**PHOENIX POLICE DEPARTMENT**  
**Juvenile Arrests Report**  
**Arrest Location: Council District 3**  
**Arrest Date: 7/1/2025 - 7/31/2025**

**COUNT OF ARRESTS**

	FELONY	MISD	Total
Detained / Taken Into Custody	6	2	8
Submittals / Re-Submittals	1	0	1
<b>Total Arrests</b>	<b>7</b>	<b>2</b>	<b>9</b>

**COUNT OF CHARGES**

	FELONY	MISD	Total
Detained / Taken Into Custody	6	2	8
Submittals / Re-Submittals	1	0	1
<b>Total Arrests</b>	<b>7</b>	<b>2</b>	<b>9</b>

**TOP 10 CHARGE CODES - FELONY ARRESTS**

	Total
<b>13-1803A2</b> UNLAWFUL USE OF MEANS OF TRANSP-PASSENGER (AUTO)	2
<b>28-622.01</b> UNLAW FLIGHT FROM LAW ENF VEH	2
<b>13-1203A1</b> ASSAULT INTENTIONAL, KNOWING-MINOR INJURY	1
<b>13-1203A2</b> ASSAULT-APPREHENSION OF PHYSICAL INJURY	1
<b>13-1602</b> CRIMINAL DAMAGE-DEFACE	1
<b>13-1602A1</b> CRIMINAL DAMAGE-DEFACE	1
<b>13-1803</b> UNLAW USE OF MEANS OF TRANSP-PASSENGER (AUTO)	1
<b>13-1814A</b> THEFT OF MEANS OF TRANS - STOLEN PHOENIX (AUTO)	1
<b>13-1814A5</b> POSSESSION OF STOLEN VEHICLE	1

**TOP 10 CHARGE CODES - MISDEMEANOR ARRESTS**

	Total
<b>13-1202A1</b> THREATEN/INTIMIDATE-PERSONAL INJURY/DAMAGE PROPER	1
<b>13-1204A8A</b> AGG ASSAULT-FIRST RESPONDER--MINOR OR NO INJURY	1
<b>13-1602A</b> CRIMINAL DAMAGE-DEFACE	1
<b>13-1803A2</b> UNLAWFUL USE OF MEANS OF TRANSP-PASSENGER (AUTO)	1

**Felony Arrests include all arrests where there was at least one felony charge. Misdemeanor Arrests include arrests with no felony charges and at least one misdemeanor charge. Other includes arrests with no felony or misdemeanor charges.**

Any arrests with missing or incomplete information may not be properly depicted in this report. Arrests may have multiple charges. Arrests are based on original charges and warrants. Voided cancelled, and duplicate arrests/charges are excluded. Juvenile information is not included. Adult bookings without any charges listed tend to be arrests where the Phoenix Police Department is holding the individual for another jurisdiction (Hold/FOJ). Arrests with an associated booking are counted as "BOOKINGS" in this report.




**PHOENIX POLICE DEPARTMENT**

Crime Analysis and Research Unit

9/2/2025 adh Source: RMS

U:\Ad-Hoc Requests\Internal\56420 adh Wolf\_Council Presentation\56420 Arrests Juv\_CD.rpt



ETHNICITY & RACE

HOMELESS*	SEX	HISPANIC		NON-HISPANIC			UNKNOWN		Total
		W	Total	B	W	Total	W	Total	
No	F	1	1	0	0	0	0	0	1
	M	3	3	1	3	4	1	1	8
	Total	4	4	1	3	4	1	1	9
Total Arrests		4	4	1	3	4	1	1	9

\*Counts of individuals with the "Homeless" box checked are based on data as of 9/2/2025. As an individual's status changes and additional contacts are made this field could be updated and previous data overwritten. For example, a situation could occur where a subject who had the box checked based on a prior contact, was then contacted today and provided a permanent address. In this scenario, it is possible the "Homeless" box would not be unchecked and this subject would still be considered as "homeless" based on this report's criteria.

Any arrests with missing or incomplete information may not be properly depicted in this report. Arrests may have multiple charges. Arrests are based on original charges and warrants. Voided cancelled, and duplicate arrests/charges are excluded. Juvenile information is not included. Adult bookings without any charges listed tend to be arrests where the Phoenix Police Department is holding the individual for another jurisdiction (Hold/FOJ). Arrests with an associated booking are counted as "BOOKINGS" in this report.





**PHOENIX POLICE DEPARTMENT**  
**Juvenile Arrests Report**  
**Arrest Location: Council District 4**  
**Arrest Date: 7/1/2025 - 7/31/2025**

**COUNT OF ARRESTS**

	FELONY	MISD	Total
Detained / Taken Into Custody	3	3	6
Submittals / Re-Submittals	0	1	1
<b>Total Arrests</b>	<b>3</b>	<b>4</b>	<b>7</b>

**COUNT OF CHARGES**

	FELONY	MISD	Total
Detained / Taken Into Custody	3	3	6
Submittals / Re-Submittals	0	1	1
<b>Total Arrests</b>	<b>3</b>	<b>4</b>	<b>7</b>

**TOP 10 CHARGE CODES - FELONY ARRESTS**

	Total
<b>13-1203A1</b> ASSAULT INTENTIONAL, KNOWING-MINOR INJURY	3
<b>13-1204</b> AGGRAVATED ASSAULT-MINOR OR NO INJURY	2
<b>13-1602A1</b> CRIMINAL DAMAGE-DEFACE	1
<b>13-2402A2</b> OBSTRUCT GOVERNMENT OPERATION-LAW OFFICER	1
<b>13-2508A3</b> RESIST ARREST-PASSIVE RESISTANCE	1

**TOP 10 CHARGE CODES - MISDEMEANOR ARRESTS**

	Total
<b>13-1203A1</b> ASSAULT INTENTIONAL, KNOWING-MINOR INJURY	1
<b>13-1410</b> MOLESTATION OF CHILD	1
<b>13-1602A1</b> CRIMINAL DAMAGE-DEFACE-\$250-\$1000	1

**Felony Arrests include all arrests where there was at least one felony charge. Misdemeanor Arrests include arrests with no felony charges and at least one misdemeanor charge. Other includes arrests with no felony or misdemeanor charges.**

Any arrests with missing or incomplete information may not be properly depicted in this report. Arrests may have multiple charges. Arrests are based on original charges and warrants. Voided cancelled, and duplicate arrests/charges are excluded. Juvenile information is not included. Adult bookings without any charges listed tend to be arrests where the Phoenix Police Department is holding the individual for another jurisdiction (Hold/FOJ). Arrests with an associated booking are counted as "BOOKINGS" in this report.




**PHOENIX POLICE DEPARTMENT**

Crime Analysis and Research Unit

9/2/2025 adh Source: RMS

U:\Ad-Hoc Requests\Internal\56420 adh Wolf\_Council Presentation\56420 Arrests Juv\_CD.rpt





**PHOENIX POLICE DEPARTMENT**  
**Juvenile Arrests Report**  
**Arrest Location: Council District 4**  
**Arrest Date: 7/1/2025 - 7/31/2025**

**ETHNICITY & RACE**

HOMELESS*	SEX	HISPANIC		NON-HISPANIC			Total
		W	Total	A	W	Total	
No	F	2	2	0	0	0	2
	M	3	3	1	1	2	5
	Total	5	5	1	1	2	7
Total Arrests		5	5	1	1	2	7

\*Counts of individuals with the "Homeless" box checked are based on data as of 9/2/2025. As an individual's status changes and additional contacts are made this field could be updated and previous data overwritten. For example, a situation could occur where a subject who had the box checked based on a prior contact, was then contacted today and provided a permanent address. In this scenario, it is possible the "Homeless" box would not be unchecked and this subject would still be considered as "homeless" based on this report's criteria.

Any arrests with missing or incomplete information may not be properly depicted in this report. Arrests may have multiple charges. Arrests are based on original charges and warrants. Voided cancelled, and duplicate arrests/charges are excluded. Juvenile information is not included. Adult bookings without any charges listed tend to be arrests where the Phoenix Police Department is holding the individual for another jurisdiction (Hold/FOJ). Arrests with an associated booking are counted as "BOOKINGS" in this report.




**PHOENIX POLICE DEPARTMENT**

Crime Analysis and Research Unit

9/2/2025 adh Source: RMS

U:\Ad-Hoc Requests\Internal\56420 adh Wolf\_Council Presentation\56420 Arrests Juv\_CD.rpt



**PHOENIX POLICE DEPARTMENT**  
**Juvenile Arrests Report**  
**Arrest Location: Council District 5**  
**Arrest Date: 7/1/2025 - 7/31/2025**

**COUNT OF ARRESTS**

	FELONY	MISD	OTHER	Total
Detained / Taken Into Custody	6	3	1	10
Juvenile Referred / Released	3	2	0	5
Submittals / Re-Submittals	1	0	0	1
<b>Total Arrests</b>	<b>10</b>	<b>5</b>	<b>1</b>	<b>16</b>

**COUNT OF CHARGES**

	FELONY	MISD	OTHER	Total
Detained / Taken Into Custody	6	3	1	10
Juvenile Referred / Released	3	2	0	5
Submittals / Re-Submittals	1	0	0	1
<b>Total Arrests</b>	<b>10</b>	<b>5</b>	<b>1</b>	<b>16</b>

**TOP 10 CHARGE CODES - FELONY ARRESTS**

	Total
13-1203A1 ASSAULT INTENTIONAL, KNOWING-MINOR INJURY	3
13-1602A1 CRIMINAL DAMAGE-DEFACE	1
13-1203A3 ASSAULT-TOUCHING WITH INTENT TO INJURE	1
13-1204 AGGRAVATED ASSAULT-HAND/FIST/FEET W/AGG INJURY	1
13-1805A5 SHOPLIFT-CONCEALMENT-FELONY	1
13-1814A POSSESSION OF STOLEN VEHICLE	1
13-1814A5 POSSESSION OF STOLEN VEHICLE	1
13-3102A MISCONDUCT INVOLVING WEAPONS	1
13-3102A1B CARRY DEADLY WEAPON-FAIL TO ADMIT	1
13-3102A2 CARRY DEADLY WPN < 21 YOA	1

**TOP 10 CHARGE CODES - MISDEMEANOR ARRESTS**

	Total
13-1602A1 CRIMINAL DAMAGE-DEFACE	1
13-1203A1 ASSAULT INTENTIONAL, KNOWING-MINOR INJURY	1
13-1805A5 SHOPLIFT-CONCEALMENT-MISDEMEANOR	1
13-3102A1B CARRY DEADLY WEAPON-FAIL TO ADMIT	1
13-3102A2 CARRY DEADLY WPN < 21 YOA	1
13-3111A MINOR-POSSESSION OF A FIREARM	1

**Felony Arrests include all arrests where there was at least one felony charge. Misdemeanor Arrests include arrests with no felony charges and at least one misdemeanor charge. Other includes arrests with no felony or misdemeanor charges.**

Any arrests with missing or incomplete information may not be properly depicted in this report. Arrests may have multiple charges. Arrests are based on original charges and warrants. Voided cancelled, and duplicate arrests/charges are excluded. Juvenile information is not included. Adult bookings without any charges listed tend to be arrests where the Phoenix Police Department is holding the individual for another jurisdiction (Hold/FOJ). Arrests with an associated booking are counted as "BOOKINGS" in this report.




**PHOENIX POLICE DEPARTMENT**

Crime Analysis and Research Unit

9/2/2025 adh Source: RMS

U:\Ad-Hoc Requests\Internal\56420 adh Wolf\_Council Presentation\56420 Arrests Juv\_CD.rpt




ETHNICITY & RACE

HOMELESS*	SEX	HISPANIC		NON-HISPANIC				Total
		W	Total	B	I	W	Total	
No	F	4	4	1	0	0	1	5
	M	5	5	2	1	3	6	11
	Total	9	9	3	1	3	7	16
Total Arrests		9	9	3	1	3	7	16

\*Counts of individuals with the "Homeless" box checked are based on data as of 9/2/2025. As an individual's status changes and additional contacts are made this field could be updated and previous data overwritten. For example, a situation could occur where a subject who had the box checked based on a prior contact, was then contacted today and provided a permanent address. In this scenario, it is possible the "Homeless" box would not be unchecked and this subject would still be considered as "homeless" based on this report's criteria.

Any arrests with missing or incomplete information may not be properly depicted in this report. Arrests may have multiple charges. Arrests are based on original charges and warrants. Voided cancelled, and duplicate arrests/charges are excluded. Juvenile information is not included. Adult bookings without any charges listed tend to be arrests where the Phoenix Police Department is holding the individual for another jurisdiction (Hold/FOJ). Arrests with an associated booking are counted as "BOOKINGS" in this report.





**PHOENIX POLICE DEPARTMENT**  
**Juvenile Arrests Report**  
**Arrest Location: Council District 6**  
**Arrest Date: 7/1/2025 - 7/31/2025**

**COUNT OF ARRESTS**

	FELONY	Total
Detained / Taken Into Custody	1	1
<b>Total Arrests</b>	<b>1</b>	<b>1</b>

**COUNT OF CHARGES**

	FELONY	Total
Detained / Taken Into Custody	1	1
<b>Total Arrests</b>	<b>1</b>	<b>1</b>

**TOP 10 CHARGE CODES - FELONY ARRESTS**

	Total
<b>13-1805I</b> ARTIFICE-INTENT FACIL SHPLFT	1

**TOP 10 CHARGE CODES - MISDEMEANOR ARRESTS**

**Felony Arrests include all arrests where there was at least one felony charge. Misdemeanor Arrests include arrests with no felony charges and at least one misdemeanor charge. Other includes arrests with no felony or misdemeanor charges.**

Any arrests with missing or incomplete information may not be properly depicted in this report. Arrests may have multiple charges. Arrests are based on original charges and warrants. Voided cancelled, and duplicate arrests/charges are excluded. Juvenile information is not included. Adult bookings without any charges listed tend to be arrests where the Phoenix Police Department is holding the individual for another jurisdiction (Hold/FOJ). Arrests with an associated booking are counted as "BOOKINGS" in this report.




**PHOENIX POLICE DEPARTMENT**

Crime Analysis and Research Unit

9/2/2025 adh Source: RMS

U:\Ad-Hoc Requests\Internal\56420 adh Wolf\_Council Presentation\56420 Arrests Juv\_CD.rpt




#### ETHNICITY & RACE

HOMELESS*	SEX	HISPANIC		Total
		W	Total	
No	F	1	1	1
	Total	1	1	1
Total Arrests		1	1	1

\*Counts of individuals with the "Homeless" box checked are based on data as of 9/2/2025. As an individual's status changes and additional contacts are made this field could be updated and previous data overwritten. For example, a situation could occur where a subject who had the box checked based on a prior contact, was then contacted today and provided a permanent address. In this scenario, it is possible the "Homeless" box would not be unchecked and this subject would still be considered as "homeless" based on this report's criteria.

Any arrests with missing or incomplete information may not be properly depicted in this report. Arrests may have multiple charges. Arrests are based on original charges and warrants. Voided cancelled, and duplicate arrests/charges are excluded. Juvenile information is not included. Adult bookings without any charges listed tend to be arrests where the Phoenix Police Department is holding the individual for another jurisdiction (Hold/FOJ). Arrests with an associated booking are counted as "BOOKINGS" in this report.





**PHOENIX POLICE DEPARTMENT**  
**Juvenile Arrests Report**  
**Arrest Location: Council District 7**  
**Arrest Date: 7/1/2025 - 7/31/2025**

**COUNT OF ARRESTS**

	FELONY	MISD	Total
Detained / Taken Into Custody	9	11	20
Juvenile Referred / Released	2	0	2
Submittals / Re-Submittals	0	2	2
<b>Total Arrests</b>	<b>11</b>	<b>13</b>	<b>24</b>

**COUNT OF CHARGES**

	FELONY	MISD	Total
Detained / Taken Into Custody	9	11	20
Juvenile Referred / Released	2	0	2
Submittals / Re-Submittals	0	2	2
<b>Total Arrests</b>	<b>11</b>	<b>13</b>	<b>24</b>

**TOP 10 CHARGE CODES - FELONY ARRESTS**

	Total
<b>13-1209A</b> DRIVE BY SHOOTING	2
<b>13-1104</b> MURDER 2ND DEGREE	1
<b>13-1203A1</b> ASSAULT INTENTIONAL, KNOWING-MINOR INJURY	1
<b>13-1203A3</b> ASSAULT-TOUCHING WITH INTENT TO INJURE	1
<b>13-1204</b> AGGRAVATED ASSAULT - W/FIREARM	1
<b>13-1504A2</b> CRIMINAL TRESPASS 1ST DEG-FENCED RESIDENTIAL YARD	1
<b>13-1803A2</b> UNLAWFUL USE OF MEANS OF TRANSP-PASSENGER (AUTO)	1
<b>13-1805</b> SHOPLIFTING-CONCEALMENT	1
<b>13-1805A</b> SHOPLIFTING-REMOVAL OF GOODS	1
<b>13-1805A1</b> SHOPLIFTING-REMOVAL OF GOODS	1

**TOP 10 CHARGE CODES - MISDEMEANOR ARRESTS**

	Total
<b>13-1203A1</b> ASSAULT INTENTIONAL, KNOWING-MINOR INJURY	2
<b>13-1602A1</b> CRIMINAL DAMAGE-DEFACE	1
<b>13-1814A1</b> THEFT OF MEANS OF TRANS - STOLEN PHOENIX (AUTO)	2
<b>13-1904A1</b> ARMED ROBBERY-WITH DEADLY WPN	2
<b>28-622.01</b> UNLAW FLIGHT FROM LAW ENF VEH	2
<b>13-1203A2</b> ASSAULT-APPREHENSION OF PHYSICAL INJURY	1
<b>13-1504A2</b> CRIMINAL TRESPASS 1ST DEG-FENCED RESIDENTIAL YARD	1
<b>13-1505A1</b> BURGLARY POSSESS TOOLS	1
<b>13-1602A</b> CRIMINAL DAMAGE-DEFACE	1
<b>13-1814</b> THEFT OF MEANS OF TRANS - STOLEN PHOENIX (AUTO)	1

**Felony Arrests include all arrests where there was at least one felony charge. Misdemeanor Arrests include arrests with no felony charges and at least one misdemeanor charge. Other includes arrests with no felony or misdemeanor charges.**

Any arrests with missing or incomplete information may not be properly depicted in this report. Arrests may have multiple charges. Arrests are based on original charges and warrants. Voided cancelled, and duplicate arrests/charges are excluded. Juvenile information is not included. Adult bookings without any charges listed tend to be arrests where the Phoenix Police Department is holding the individual for another jurisdiction (Hold/FOJ). Arrests with an associated booking are counted as "BOOKINGS" in this report.



**PHOENIX POLICE DEPARTMENT**

Crime Analysis and Research Unit

9/2/2025 adh Source: RMS

U:\Ad-Hoc Requests\Internal\56420 adh Wolf\_Council Presentation\56420 Arrests Juv\_CD.rpt



**PHOENIX POLICE DEPARTMENT**  
**Juvenile Arrests Report**  
**Arrest Location: Council District 7**  
**Arrest Date: 7/1/2025 - 7/31/2025**

**ETHNICITY & RACE**

HOMELESS*	SEX	HISPANIC			NON-HISPANIC			Total
		B	W	Total	B	W	Total	
No	F	1	2	3	5	0	5	8
	M	0	6	6	8	1	9	15
	Total	1	8	9	13	1	14	23
Yes	F	0	0	0	1	0	1	1
	Total	0	0	0	1	0	1	1
Total Arrests		1	8	9	14	1	15	24

\*Counts of individuals with the "Homeless" box checked are based on data as of 9/2/2025. As an individual's status changes and additional contacts are made this field could be updated and previous data overwritten. For example, a situation could occur where a subject who had the box checked based on a prior contact, was then contacted today and provided a permanent address. In this scenario, it is possible the "Homeless" box would not be unchecked and this subject would still be considered as "homeless" based on this report's criteria.

Any arrests with missing or incomplete information may not be properly depicted in this report. Arrests may have multiple charges. Arrests are based on original charges and warrants. Voided cancelled, and duplicate arrests/charges are excluded. Juvenile information is not included. Adult bookings without any charges listed tend to be arrests where the Phoenix Police Department is holding the individual for another jurisdiction (Hold/FOJ). Arrests with an associated booking are counted as "BOOKINGS" in this report.



**PHOENIX POLICE DEPARTMENT**

Crime Analysis and Research Unit

9/2/2025 adh Source: RMS

U:\Ad-Hoc Requests\Internal\56420 adh Wolf\_Council Presentation\56420 Arrests Juv\_CD.rpt



**PHOENIX POLICE DEPARTMENT**  
**Juvenile Arrests Report**  
**Arrest Location: Council District 8**  
**Arrest Date: 7/1/2025 - 7/31/2025**

**COUNT OF ARRESTS**

	FELONY	MISD	Total
Detained / Taken Into Custody	8	9	17
Juvenile Referred / Released	1	0	1
Submittals / Re-Submittals	1	0	1
Summoned / Cited Not Taken Into Custody	1	0	1
<b>Total Arrests</b>	<b>11</b>	<b>9</b>	<b>20</b>

**COUNT OF CHARGES**

	FELONY	MISD	Total
Detained / Taken Into Custody	8	9	17
Juvenile Referred / Released	1	0	1
Submittals / Re-Submittals	1	0	1
Summoned / Cited Not Taken Into Custody	1	0	1
<b>Total Arrests</b>	<b>11</b>	<b>9</b>	<b>20</b>

**TOP 10 CHARGE CODES - FELONY ARRESTS**

	Total
13-1203A1 ASSAULT INTENTIONAL, KNOWING-MINOR INJURY	3
13-3111A MINOR-POSSESSION OF A FIREARM	2
13-1104A2 MURDER 2ND DEGREE-KNOWING	1
13-1201 ENDANGERMENT-FELONY - W/FIREARM	1
13-1211A DISCHARGE FIREARM AT A RESIDENCE	1
13-1602A1 CRIMINAL DAMAGE-DEFACE-LESS THAN \$250	1
13-1802A1 THEFT-FROM VEHICLE-FELONY	1
13-1802A5 THEFT-CONTROL STOLEN PROPERTY	1
13-1805 SHOPLIFTING-CONCEALMENT	1
13-1814 THEFT OF MEANS OF TRANS - STOLEN PHOENIX (AUTO)	1

**TOP 10 CHARGE CODES - MISDEMEANOR ARRESTS**

	Total
13-1203A1 ASSAULT INTENTIONAL, KNOWING-MINOR INJURY	2
13-1204 AGGRAVATED ASSAULT - W/FIREARM	2
13-1803A2 UNLAWFUL USE OF MEANS OF TRANSP-PASSENGER (AUTO)	2
13-1904A1 ARMED ROBBERY-WITH DEADLY WPN	2
13-1202A1 THREATEN/INTIMIDATE-PERSONAL INJURY/DAMAGE PROPER	1
13-1203A2 ASSAULT-APPREHENSION OF PHYSICAL INJURY	1
13-1204A AGGRAVATED ASSAULT - W/FIREARM	1
13-1204A2 AGG ASSAULT-FIREARM	1
13-1504A CRIMINAL TRESPASS 1ST DEG	1
13-1505A1 BURGLARY POSSESS TOOLS	1

**Felony Arrests include all arrests where there was at least one felony charge. Misdemeanor Arrests include arrests with no felony charges and at least one misdemeanor charge. Other includes arrests with no felony or misdemeanor charges.**

Any arrests with missing or incomplete information may not be properly depicted in this report. Arrests may have multiple charges. Arrests are based on original charges and warrants. Voided cancelled, and duplicate arrests/charges are excluded. Juvenile information is not included. Adult bookings without any charges listed tend to be arrests where the Phoenix Police Department is holding the individual for another jurisdiction (Hold/FOJ). Arrests with an associated booking are counted as "BOOKINGS" in this report.




**PHOENIX POLICE DEPARTMENT**

Crime Analysis and Research Unit

9/2/2025 adh Source: RMS

U:\Ad-Hoc Requests\Internal\56420 adh Wolf\_Council Presentation\56420 Arrests Juv\_CD.rpt





**PHOENIX POLICE DEPARTMENT**  
**Juvenile Arrests Report**  
**Arrest Location: Council District 8**  
**Arrest Date: 7/1/2025 - 7/31/2025**

**ETHNICITY & RACE**

HOMELESS*	SEX	HISPANIC		NON-HISPANIC			Total
		W	Total	B	I	Total	
No	F	2	2	2	0	2	4
	M	5	5	9	1	10	15
	Total	7	7	11	1	12	19
Yes	M	0	0	1	0	1	1
	Total	0	0	1	0	1	1
Total Arrests		7	7	12	1	13	20

\*Counts of individuals with the "Homeless" box checked are based on data as of 9/2/2025. As an individual's status changes and additional contacts are made this field could be updated and previous data overwritten. For example, a situation could occur where a subject who had the box checked based on a prior contact, was then contacted today and provided a permanent address. In this scenario, it is possible the "Homeless" box would not be unchecked and this subject would still be considered as "homeless" based on this report's criteria.

Any arrests with missing or incomplete information may not be properly depicted in this report. Arrests may have multiple charges. Arrests are based on original charges and warrants. Voided cancelled, and duplicate arrests/charges are excluded. Juvenile information is not included. Adult bookings without any charges listed tend to be arrests where the Phoenix Police Department is holding the individual for another jurisdiction (Hold/FOJ). Arrests with an associated booking are counted as "BOOKINGS" in this report.



**PHOENIX POLICE DEPARTMENT**

Crime Analysis and Research Unit

9/2/2025 adh Source: RMS

U:\Ad-Hoc Requests\Internal\56420 adh Wolf\_Council Presentation\56420 Arrests Juv\_CD.rpt



**PHOENIX POLICE DEPARTMENT**  
**Juvenile Arrests Report**  
**Arrest Location: No Council District Listed**  
**Arrest Date: 7/1/2025 - 7/31/2025**

**COUNT OF ARRESTS**

	FELONY	MISD	Total
Detained / Taken Into Custody	9	6	15
Juvenile Referred / Released	3	1	4
Not Entered	0	1	1
Submittals / Re-Submittals	2	12	14
Summoned / Cited Not Taken Into Custody	3	0	3
<b>Total Arrests</b>	<b>17</b>	<b>20</b>	<b>37</b>

**COUNT OF CHARGES**

	FELONY	MISD	Total
Detained / Taken Into Custody	9	6	15
Juvenile Referred / Released	3	1	4
Not Entered	0	1	1
Submittals / Re-Submittals	2	12	14
Summoned / Cited Not Taken Into Custody	3	0	3
<b>Total Arrests</b>	<b>17</b>	<b>20</b>	<b>37</b>

**TOP 10 CHARGE CODES - FELONY ARRESTS**

	Total
13-3111A MINOR-POSSESSION OF A FIREARM	5
13-1209A DRIVE BY SHOOTING	3
13-1211A DISCHARGE FIREARM AT A RESIDENCE	3
13-1203A1 ASSAULT INTENTIONAL, KNOWING-MINOR INJURY	2
13-1602 CRIMINAL DAMAGE-DEFACE	2
13-3102A1B CARRY DEADLY WEAPON-FAIL TO ADMIT	2
13-3102A2 CARRY DEADLY WPN < 21 YOA	2
13-3102A3 PROHIBITED WEAPON-MANUFACTURE/POSSESS/SELL	2
13-3102A4 POSS WPN BY PROHIB PERSON	2
13-3107A DISCHARGE OF FIREARM WITHIN CITY LIMITS	2

**TOP 10 CHARGE CODES - MISDEMEANOR ARRESTS**

	Total
13-1203A1 ASSAULT INTENTIONAL, KNOWING-MINOR INJURY	5
13-1203A3 ASSAULT, TOUCHING-SEXUALLY MOTIVATED (NOT DEFINED E	3
13-1209A DRIVE BY SHOOTING	3
13-1211A DISCHARGE FIREARM AT A RESIDENCE	3
13-3111A MINOR-POSSESSION OF A FIREARM	3
13-1814A1 THEFT OF MEANS OF TRANS - STOLEN PHOENIX (AUTO)	1
13-1904A1 ARMED ROBBERY-WITH DEADLY WPN	2
13-2308.02B MAKING FALSE TERRORISM REPORT	2
13-2316A5 COMPUTER TAMPERING-USE TO THREATEN	2
13-1602 CRIMINAL DAMAGE-DEFACE	1

**Felony Arrests include all arrests where there was at least one felony charge. Misdemeanor Arrests include arrests with no felony charges and at least one misdemeanor charge. Other includes arrests with no felony or misdemeanor charges.**

Any arrests with missing or incomplete information may not be properly depicted in this report. Arrests may have multiple charges. Arrests are based on original charges and warrants. Voided cancelled, and duplicate arrests/charges are excluded. Juvenile information is not included. Adult bookings without any charges listed tend to be arrests where the Phoenix Police Department is holding the individual for another jurisdiction (Hold/FOJ). Arrests with an associated booking are counted as "BOOKINGS" in this report.




**PHOENIX POLICE DEPARTMENT**

Crime Analysis and Research Unit

9/2/2025 adh Source: RMS

U:\Ad-Hoc Requests\Internal\56420 adh Wolf\_Council Presentation\56420 Arrests Juv\_CD.rpt



**PHOENIX POLICE DEPARTMENT**  
**Juvenile Arrests Report**  
**Arrest Location: No Council District Listed**  
**Arrest Date: 7/1/2025 - 7/31/2025**

**ETHNICITY & RACE**

HOMELESS*	SEX	HISPANIC			NON-HISPANIC			UNKNOWN		Total
		B	W	Total	B	W	Total	I	Total	
No	F	0	5	5	3	0	3	1	1	9
	M	1	14	15	6	7	13	0	0	28
	Total	1	19	20	9	7	16	1	1	37
Total Arrests		1	19	20	9	7	16	1	1	37

\*Counts of individuals with the "Homeless" box checked are based on data as of 9/2/2025. As an individual's status changes and additional contacts are made this field could be updated and previous data overwritten. For example, a situation could occur where a subject who had the box checked based on a prior contact, was then contacted today and provided a permanent address. In this scenario, it is possible the "Homeless" box would not be unchecked and this subject would still be considered as "homeless" based on this report's criteria.

The council district groupings in this report are based on georeferenced addresses and may change as the geobase is improved and/or updated.

Addresses with no council district listed could possibly exist within a county island, be located outside of the city's geographic boundaries, or there might be an error in either the way the address was entered or in the geobase which prevented the address from being assigned a council district in the data.

Any arrests with missing or incomplete information may not be properly depicted in this report. Arrests may have multiple charges. Arrests are based on original charges and warrants. Voided cancelled, and duplicate arrests/charges are excluded. Juvenile information is not included. Adult bookings without any charges listed tend to be arrests where the Phoenix Police Department is holding the individual for another jurisdiction (Hold/FOJ). Arrests with an associated booking are counted as "BOOKINGS" in this report.



**PHOENIX POLICE DEPARTMENT**

Crime Analysis and Research Unit

9/2/2025 adh Source: RMS

U:\Ad-Hoc Requests\Internal\56420 adh Wolf\_Council Presentation\56420 Arrests Juv\_CD.rpt

# Addendum C7



## CITY OF PHOENIX POLICE DEPARTMENT All Calls for Service (Dispatched/Callback/Self-Initiated & Non-Dispatched) For City of Phoenix Park Addresses^ Date Range: 07/01/2025 - 07/31/2025

Non-dispatched calls may include multiple calls for the same incident.

	PARK NAME	ADDRESS	5:30am - 10pm				Other Hours				Total
			Disp	OV	Not Disp	Total	Disp	OV	Not Disp	Total	
CD 1	51st Ave & Sweetwater Ave Park	51st Ave & Sweetwater Ave	1	0	2	3	0	0	0	0	3
	Acacia Park	2944 W Hearn	0	0	1	1	1	1	1	3	4
	Acoma Park	14421 N 39th Av	0	0	1	1	0	0	0	0	1
	Cactus Park	3801 W Cactus	8	2	2	12	1	2	2	5	17
	Cortez Park	3434 W Dunlap	10	5	11	26	1	3	3	7	33
	Hoshoni Park	8515 N 39th Av	2	0	1	3	0	0	0	0	3
	Paseo Highlands Park	3435 W Pinnacle Peak	3	3	4	10	1	0	0	1	11
	Pitcher Hill	64th Ave & Happy Valley Rd	2	2	5	9	0	0	1	1	10
	Sunburst Paradise Park	16225 N 47th Av	1	0	0	1	0	0	0	0	1
	Telephone Pioneers of America Park	1946 W Morningside	0	0	0	0	0	1	0	1	1
	Westown Park	12635 N 33rd Av	0	0	1	1	0	0	0	0	1
	<b>Total</b>		<b>27</b>	<b>12</b>	<b>28</b>	<b>67</b>	<b>4</b>	<b>7</b>	<b>7</b>	<b>18</b>	<b>85</b>
CD 2	Buffalo Ridge	16th St & Beardsley	0	0	1	1	0	0	0	0	1
	Cave Buttes Rec Area	Jomax & Cave Creek	3	6	3	12	0	0	0	0	12
	Coyote Basin	2730 E Beardsley	0	0	1	1	0	0	0	0	1
	Crossed Arrows Park	6102 E Acoma	1	0	0	1	0	0	0	0	1
	Desert Broom Park	29440 N Cave Creek	1	1	0	2	0	0	0	0	2
	Desert Horizon Park	16002 N 56th St	2	0	2	4	0	1	0	1	5
	Desert Willow Park	4040 E Desert Willow	1	0	1	2	0	0	0	0	2
	John W. Teets Park	4380 E Ramuda	0	0	1	1	0	1	1	2	3
	Mountain View Community Center Park	1104 E Grovers	2	0	0	2	0	0	0	0	2
	Paradise Valley Park	17402 N 40th St	1	4	0	5	0	0	0	0	5
	<b>Total</b>		<b>11</b>	<b>11</b>	<b>9</b>	<b>31</b>	<b>0</b>	<b>2</b>	<b>1</b>	<b>3</b>	<b>34</b>
CD 3	10th Street Wash Basin	1001 E Townley	0	0	0	0	0	1	0	1	1
	Alicia Park	2021 W Alice Av	0	0	0	0	1	0	0	1	1
	Cave Creek Park - Cactus	2400 W Cactus	0	1	0	1	0	0	0	0	1
	Grovers Basin	17447 N 20th St	4	0	3	7	0	1	0	1	8
	Lookout Mountain Park	14441 N 18th St	1	0	2	3	0	0	0	0	3
	Moon Valley Park	502 W Coral Gables	0	0	1	1	2	1	1	4	5
	Moonlight Park	16406 N 10th Av	1	1	0	2	0	0	0	0	2
	Mountain View Park	9901 N 7th Av	1	8	1	10	2	7	0	9	19
	Norton Park	1224 E Hatcher	1	0	0	1	0	1	0	1	2
	Palma Park	1135 E Dunlap	1	0	1	2	0	4	0	4	6
	Roadrunner Park	3502 E Cactus	2	1	1	4	0	0	0	0	4
	Rose Mofford Sports Complex	9833 N 25th Av	2	2	3	7	0	2	2	4	11
	Royal Palm Park	8405 N 15th Av	1	0	1	2	0	2	1	3	5
	Sonrisa Park	12812 N 52nd St	1	0	0	1	0	0	0	0	1
	Sunnyslope Park	802 E Vogel	2	2	3	7	0	1	0	1	8
	Sweetwater Park	13230 N 44th St	0	0	1	1	0	0	0	0	1
	Turtle Rock Basin	17414 N 12th St	0	0	0	0	1	0	0	1	1
	Venturoso Park	14425 N 32nd St	1	0	0	1	0	0	0	0	1
	Werner's Field	17831 N 7th Av	0	1	0	1	0	0	0	0	1
	Winifred Green Park	1702 W Peoria	0	0	0	0	0	1	0	1	1
	<b>Total</b>		<b>18</b>	<b>16</b>	<b>17</b>	<b>51</b>	<b>6</b>	<b>21</b>	<b>4</b>	<b>31</b>	<b>82</b>
CD 4	Cielito Park	3402 W Campbell	7	2	3	12	1	0	4	5	17
	Colter Park	902 W Colter	7	1	3	11	2	0	0	2	13
	Coronado Park	1717 N 12th St	2	0	2	4	0	0	0	0	4
	Encanto Park	2605 N 15th Av	0	0	3	3	1	0	0	1	4
	Falcon Park	3420 W Roosevelt	1	1	0	2	2	0	1	3	5

^Park names and addresses were provided by the Parks & Recreation Dept. See the last pages of this report for a complete list of addresses that are included. Any of the listed addresses that do not appear in this report had a count of 0 for the date range indicated.

Any calls for service that had missing or incorrect information may not be properly depicted in this report. Calls are based on the final call type as entered by Communications and/or Patrol. "Not Dispatched" represents calls handled by Communications Operators, calls transferred to another city department/law enforcement agency, multiple calls received for a single incident, etc. For copies of individual reports please visit [www.phoenix.gov](http://www.phoenix.gov) to utilize the public records request portal.





**CITY OF PHOENIX POLICE DEPARTMENT**  
**All Calls for Service (Dispatched/Callback/Self-Initiated & Non-Dispatched)**  
**For City of Phoenix Park Addresses^**  
**Date Range: 07/01/2025 - 07/31/2025**

Non-dispatched  
calls may include  
multiple calls for  
the same incident.

			5:30am - 10pm				Other Hours				Total
			Disp	OV	Not Disp	Total	Disp	OV	Not Disp	Total	
<b>CD 4</b>	Kids Street Park	4535 N 23rd Av	1	0	1	2	0	0	0	0	2
	Ladmo Park	3101 N 41st Dr	12	0	1	13	2	0	1	3	16
	Longview Park	4040 N 14th St	2	1	0	3	0	0	0	0	3
	Marivue Park	5625 W Osborn	3	0	1	4	1	1	1	3	7
	Monterey Park	350 E Oak St	0	0	3	3	0	0	0	0	3
	Solano Park	5625 N 17th Av	2	4	2	8	0	3	2	5	13
	Steele Indian School Park	300 E Indian School	6	1	21	28	1	1	8	10	38
	Sueno Park	4401 W Encanto	2	0	0	2	0	0	0	0	2
	<b>Total</b>		<b>45</b>	<b>10</b>	<b>40</b>	<b>95</b>	<b>10</b>	<b>5</b>	<b>17</b>	<b>32</b>	<b>127</b>
<b>CD 5</b>	Desert Star Park	8550 W Encanto	5	0	0	5	0	0	1	1	6
	Dust Devil Park	10645 W Camelback	2	0	3	5	0	5	4	9	14
	El Oso Park	3451 N 75th Av	2	0	0	2	1	5	0	6	8
	John F. & Mary P. Long Homestead Park	2602 W Glendale	4	4	0	8	0	0	0	0	8
	La Pradera Park	6830 N 39th Av	4	0	3	7	1	0	0	1	8
	Little Canyon Park	3201 W Missouri	0	0	1	1	0	0	1	1	2
	Mariposa Park	3203 W Morten Av	7	0	3	10	2	0	0	2	12
	Maryvale Park	4420 N 51st Av	1	7	1	9	1	0	0	1	10
	Starlight Park	7810 W Osborn	1	0	4	5	0	0	0	0	5
	Sunset Basin	63rd Ave & Indian School	0	1	5	6	0	2	1	3	9
	Washington Park	6655 N 23rd Av	5	4	8	17	0	0	1	1	18
	West Plaza Park	6549 N 43rd Av	1	0	0	1	0	0	0	0	1
	<b>Total</b>		<b>32</b>	<b>16</b>	<b>28</b>	<b>76</b>	<b>5</b>	<b>12</b>	<b>8</b>	<b>25</b>	<b>101</b>
<b>CD 6</b>	Arcadia Park	3402 N 56th St	0	0	0	0	0	0	2	2	2
	Desert Storm Park	1712 E Colter	0	0	1	1	0	0	0	0	1
	G.R. Herberger Park	5802 E Indian School	0	0	1	1	2	0	2	4	5
	Granada Park	6505 N 20th St	3	0	0	3	0	0	0	0	3
	Kachina Park	4304 E Campbell	1	0	3	4	0	0	0	0	4
	Los Olivos Park	2802 E Devonshire	1	0	0	1	0	0	0	0	1
	Mountain Vista Park	13647 S 50th St	1	0	2	3	0	0	0	0	3
	Papago Dist Park	625 N Galvin Pkwy	0	0	0	0	1	0	0	1	1
	Papago Park I	Van Buren St & Galvin Pkwy	3	0	1	4	0	0	2	2	6
	Pecos Park	17010 S 48th St	3	3	12	18	0	0	1	1	19
	Pierce Park	2150 N 46th St	7	0	4	11	0	1	0	1	12
	Sumida Park	1817 E Gardenia	0	0	0	0	0	0	1	1	1
	Sun Ray Park	4059 E Ray Rd	0	0	0	0	0	0	1	1	1
	Vista Canyon Park	16020 S 30th St	3	0	0	3	0	0	0	0	3
	<b>Total</b>		<b>22</b>	<b>3</b>	<b>24</b>	<b>49</b>	<b>3</b>	<b>1</b>	<b>9</b>	<b>13</b>	<b>62</b>
<b>CD 7</b>	43rd Avenue & Southern Ave SEC Basin	43rd Avenue & Southern Ave	1	1	6	8	0	3	0	3	11
	Civic Space Park	424 N Central	6	7	8	21	4	0	3	7	28
	Coffelt-Lamoreaux Park	1510 S 19th Dr	0	1	1	2	0	0	1	1	3
	Echo Canyon Camelback Mountain	McDonald Dr & Tatum	0	0	2	2	0	0	0	0	2
	El Reposo Park	502 E Alta Vista	2	0	1	3	0	1	0	1	4
	Hayden Park	322 W Tamarisk	4	1	3	8	1	0	3	4	12
	Hu-O-Te Park	641 N 11th Av	1	0	0	1	0	0	0	0	1
	Kuban Community Park	3275 W Sherman	0	1	1	2	0	1	1	2	4
	Margaret T. Hance Park	67 W Culver	7	1	3	11	1	2	2	5	16
	Palomino Park	15815 N 30th St	0	0	1	1	0	0	0	0	1
	Playa Margarita Park	3615 W Roeser	0	0	1	1	0	0	0	0	1
	Roesley Park	4205 S 15th Av	0	0	1	1	0	0	0	0	1

**^Park names and addresses were provided by the Parks & Recreation Dept. See the last pages of this report for a complete list of addresses that are included. Any of the listed addresses that do not appear in this report had a count of 0 for the date range indicated.**

Any calls for service that had missing or incorrect information may not be properly depicted in this report. Calls are based on the final call type as entered by Communications and/or Patrol. "Not Dispatched" represents calls handled by Communications Operators, calls transferred to another city department/law enforcement agency, multiple calls received for a single incident, etc. For copies of individual reports please visit [www.phoenix.gov](http://www.phoenix.gov) to utilize the public records request portal.





**CITY OF PHOENIX POLICE DEPARTMENT**  
**All Calls for Service (Dispatched/Callback/Self-Initiated & Non-Dispatched)**  
**For City of Phoenix Park Addresses^**  
**Date Range: 07/01/2025 - 07/31/2025**

Non-dispatched  
calls may include  
multiple calls for  
the same incident.

			5:30am - 10pm				Other Hours				Total
			Disp	OV	Not Disp	Total	Disp	OV	Not Disp	Total	
<b>CD 7</b>	Roosevelt Park	837 N 3rd Av	1	1	0	2	1	0	2	3	5
	Santa Maria Park	3425 S 71st Av	0	0	1	1	0	0	0	0	1
	Sherman Parkway	2124 W Sherman	0	0	2	2	0	0	0	0	2
	Smith Park	4030 W Sherman	2	0	1	3	0	0	1	1	4
	Sunridge Park	6201 W Roosevelt	0	0	0	0	0	0	1	1	1
	Trailside Point Park	7215 W Vineyard	2	0	0	2	0	0	0	0	2
	University Park	1102 W Van Buren	1	1	1	3	1	1	0	2	5
	Yunya Park	2831 W Washington	0	0	0	0	1	0	0	1	1
<b>Total</b>			<b>27</b>	<b>14</b>	<b>33</b>	<b>74</b>	<b>9</b>	<b>8</b>	<b>14</b>	<b>31</b>	<b>105</b>
<b>CD 8</b>	Barrios Unidos Park	1501 E Mohave	2	0	0	2	0	0	0	0	2
	Central Park	140 E Tonto	2	0	0	2	0	0	0	0	2
	Cesar Chavez Park	7858 S 35th Av	2	0	2	4	2	0	1	3	7
	Circle K Park	1346 E South Mountain	2	1	3	6	5	0	1	6	12
	Eastlake Park	1549 E Jefferson	2	0	0	2	0	1	0	1	3
	Edison Park	901 N 19th St	0	1	0	1	0	0	0	0	1
	El Prado Park	6428 S 19th Av	7	1	2	10	0	1	0	1	11
	Esteban Park	3345 E Roeser	2	0	1	3	1	1	0	2	5
	Grant Park	701 S 3rd Av	0	0	0	0	1	0	0	1	1
	Harmon Park	1425 S 5th Av	2	1	5	8	1	2	0	3	11
	Heritage Square Science & History Museum	115 N 6th St	0	0	1	1	0	0	0	0	1
	Hermoso Park	2030 E Southern Av	0	4	1	5	0	0	0	0	5
	Laveen Village Park	3146 W Vineyard	5	0	1	6	0	0	1	1	7
	Lindo Park	2230 W Roeser	0	1	1	2	0	1	0	1	3
	Ma-Ha-Tuak Park	9832 S 7th Av	2	0	0	2	1	0	0	1	3
	Manzanita Park	5500 S 31st Av	1	0	0	1	0	0	0	0	1
	Matthew Henson Park	803 W Tonto St	1	0	0	1	1	0	0	1	2
	Nevitt Park	6815 S 44th W	1	0	0	1	0	1	0	1	2
	Nuestro Park	1433 S 9th St	1	0	0	1	0	0	0	0	1
	Nueve Park	4418 S 9th St	1	1	0	2	0	0	0	0	2
	Perry Park	2700 N 32nd St	0	0	0	0	2	1	1	4	4
	Rio Salado	2875 S 7th Pl	0	0	1	1	0	0	0	0	1
	Verde Park	916 E Van Buren	0	0	0	0	1	0	0	1	1
<b>Total</b>			<b>33</b>	<b>10</b>	<b>18</b>	<b>61</b>	<b>15</b>	<b>8</b>	<b>4</b>	<b>27</b>	<b>88</b>
<b>No CD Listed</b>	43rd Avenue & Southern Ave SEC Basin	43rd Avenue & Southern Ave	0	1	0	1	0	0	0	0	1
	Buffalo Ridge	16th St & Beardsley	0	2	0	2	0	0	0	0	2
<b>Total</b>			<b>0</b>	<b>3</b>	<b>0</b>	<b>3</b>	<b>0</b>	<b>0</b>	<b>0</b>	<b>0</b>	<b>3</b>
<b>Total Calls for Service</b>			<b>215</b>	<b>95</b>	<b>197</b>	<b>507</b>	<b>52</b>	<b>64</b>	<b>64</b>	<b>180</b>	<b>687</b>

The council district groupings in this report are based on georeferenced addresses and may change as the geobase is improved and/or updated.

Addresses with no council district listed could possibly exist within a county island, be located outside of the city's geographic boundaries, or there might be an error in either the way the address was entered or in the geobase which prevented the address from being assigned a council district in the data.

**^Park names and addresses were provided by the Parks & Recreation Dept. See the last pages of this report for a complete list of addresses that are included. Any of the listed addresses that do not appear in this report had a count of 0 for the date range indicated.**

Any calls for service that had missing or incorrect information may not be properly depicted in this report. Calls are based on the final call type as entered by Communications and/or Patrol. "Not Dispatched" represents calls handled by Communications Operators, calls transferred to another city department/law enforcement agency, multiple calls received for a single incident, etc. For copies of individual reports please visit [www.phoenix.gov](http://www.phoenix.gov) to utilize the public records request portal.







**PHOENIX POLICE DEPARTMENT**  
**Adult Arrests Report - Bookings and CLD's Only**  
**Arrest Location: City of Phoenix Park Addresses^**  
**Arrest Date: 7/1/2025 - 7/31/2025**

**ARREST TYPE**

	FELONY	MISD	Total
Bookings	44	15	59
CLDs	0	25	25
<b>Total Arrests</b>	<b>44</b>	<b>40</b>	<b>84</b>

**Bookings** are arrests with an offender tracking number.

**CLD's** are based on Arrest forms completed in the RMS and may not include Citations (ATTCs) that did not also include an Arrest form.

**SEX**

ETHNICITY	RACE	FEMALE	MALE	Total
<b>HISPANIC</b>	AMERICAN INDIAN / ALASKAN NATIVE	0	2	2
	BLACK	1	1	2
	WHITE	6	22	28
	<b>Total</b>	<b>7</b>	<b>25</b>	<b>32</b>
<b>NON-HISPANIC</b>	AMERICAN INDIAN / ALASKAN NATIVE	6	2	8
	BLACK	5	12	17
	WHITE	8	18	26
	<b>Total</b>	<b>19</b>	<b>32</b>	<b>51</b>
<b>UNKNOWN</b>	BLACK	1	0	1
	<b>Total</b>	<b>1</b>	<b>0</b>	<b>1</b>
<b>Total Arrests</b>		<b>27</b>	<b>57</b>	<b>84</b>

**RESIDENTIAL ADDRESS^**

	2025	Total
Listed Residential Address	63 75.0%	63 75.0%
Homeless/Transient	12 14.3%	12 14.3%
No Residential Address Listed	9 10.7%	9 10.7%

^Residential address data is based on data that is **currently** entered into RMS. As an individual's status changes and additional contacts are made, this field will be updated and previous data overwritten. This means that the residential address categories in the table above do not reflect the subject's address at the time of the arrest, but instead show the current residential address that has been recorded for them as of 9/4/2025.

For example, a situation could occur where a subject provided a residential address during a prior arrest and was **not** homeless/transient at the time of the arrest. However, it is possible the individual had a police contact at a later date where they self-identified as homeless or transient. In this scenario, the officer could enter "Homeless" or "Transient" into the residential address field on the individual's Name Index Record during the more recent contact, and as a result, the individual's residential address will now be showing "Homeless" or "Transient" for all previous contacts **regardless of what their residential status was at the time of those prior contacts**.

"Listed Residential Address" refers to individuals who have provided a residential address during their most recent police contact.

"Homeless/Transient" refers to individuals who have self-identified as "homeless/transient" during their most recent police contact. As a result, the Officer entered "Homeless" or "Transient" in the residential address field.

"230 S 12th Av" refers to individuals who provided the address of Central Arizona Shelter Services (CASS) as a residential address during their most recent police contact.

"No address listed" refers to individuals who did not provide a residential address or whose record was not updated with a residential address at the time of their most recent police contact. A blank residential address field does not necessarily mean that the individual is homeless/transient, only that there is no residential address currently listed in their Name Index Record in RMS. This could happen when the subject's residential address is unknown, or if the subject refused to provide a residential address during the police contact, etc.

**^Park names and addresses were provided by the Parks & Recreation Dept. See the last pages of this report for a complete list of addresses that are included. Any of the listed addresses that do not appear in this report had a count of 0 for the date range indicated.**

Any arrests with missing or incomplete information may not be properly depicted in this report. Arrests may have multiple charges; the totals in this report are a count of arrests, not charges. Arrests are based on original charges and warrants. Voided, duplicate, and cancelled arrests/charges are excluded. Juvenile information is not included. Adult bookings without any charges listed tend to be arrests where the Phoenix Police Department is holding the individual for another jurisdiction (Hold/FOJ). Arrests with an associated booking are counted as Bookings in this report.

**PHOENIX POLICE DEPARTMENT**

Crime Analysis and Research Unit

9/4/2025 jaj Source: RMS

U:\Ad-Hoc Requests\Internal\56420 adh Wolf\_Council Presentation\56420 Parks\_Arrests with Homeless Status.rpt

Park Name	Address
10th Street Wash Basin	1001 E Townley
43rd Avenue & Southern Ave SEC Basin	43rd Avenue & Southern Ave SEC
51st Ave & Sweetwater Ave Park	51st Ave & Sweetwater Ave
Acacia Park	2944 W Hearn Rd
Acoma Park	14421 N 39th Ave
Adobe Mountain Park	3410 W Crest Dr
Alicia Park	2021 W Alice Ave
Alkire Park	1602 W Pima St
Altadena Park	3711 E Altadena Ave
Arcadia Park	3402 N 56th Street
Barrios Unidos Park	1501 E Mohave St
Bishop Alexis A. Thomas Park	1925 E Carver Dr
Buffalo Ridge	16th St & Beardsley
Buffalo Ridge I Park	19250 N 16th St
Cactus Park	3801 W Cactus Rd
Cancer Survivors Park	1428 N 1st St
Casa de Montanes	52st Ave & SR 101 Freeway
Cashman Park	22222 N 44th St
Cave Buttes Rec Area	Jomax Rd E of Cave Creek Rd
Central Park	140 E Tonto St
Cesar Chavez Park	7858 S 35th Ave
Cholla Cove Park	4121 E Lupine Ave
Cholla Park at Cave Creek	2505 W Cholla St
Christy Cove Park	2352 E Christy Dr
Cielito Park	3402 W Campbell Ave
Circle K Park	1346 E South Mountain Rd
Civic Space Park	424 N Cental Ave
Coffelt-Lamoreaux Park	1510 S 19th Dr
Colter Park	902 W Colter St
Conocido Park	15645 N 31st Ave
Coronado Park	1717 N 12th St
Cortez Park	3434 W Dunlap Ave
Country Club Oval	826 E Windsor Ave
Country Gables Park	3120 W Banff Ln
Coyote Basin	2730 E Beardsley Rd
Crossed Arrows Park	6102 E Acoma Dr
Deem Hills	51st Ave/Jomax Rd
Deem Hills Park	26777 N Deem Hills Pky
Deer Valley Park	19602 N 19 Ave
Desert Broom Park	29440 N. Cave Creek Rd
Desert Foothills Park	1010 Marketplace Southwest
Desert Horizon Park	16002 N 56th St
Desert Star Park	8550 W. Encanto Blvd
Desert Storm Park	1712 E Colter St
Desert West Park	6501 W Encanto Blvd
Desert Willow Park	4040 E. Desert Willow Parkway
Dove Valley Park	4740 E Rancho Paloma Dr
Dust Devil Park	10645 W Camelback Rd
Dynamite Park	4550 E. Dynamite Blvd
Eastlake Park	1549 E. Jefferson St
Echo Canyon Camelback Mountain	E McDonald Dr @ Tatum
Edison Park	901 North 19th St
El Oso Park	3451 N. 75th Ave
El Prado Park	6428 S. 19th Ave
El Reposo Park	502 E Alta Vista Rd



Park Name	Address
Encanto Park	2605 N 15th Ave
Eototo Park	2223 E Pueblo Street
Esteban Park	3345 E Roeser Rd
Falcon Park	3420 W Roosevelt St
Francisco Highland Park	2702 E South Mountain Ave
G.R. Herberger Park	5802 E Indian School Road
Granada Park	6505 N 20th St
Grant Park	701 S 3rd Ave
Green Valley Park	2244 S 14th St
Grovers Basin	17447 N 20th St
Harmon Park	1425 S. 5th Ave
Hayden Park	322 W Tamarisk Ave
Herberger Park	301 W Dunlap Ave
Heritage Square Science & History Museum	115 N 6th St
Hermoso Park	2030 E Southern Ave
Hilaria Rodriguez Park	2819 E Adams St
Ho-E Park	128 W Illini St
Holiday Park	4530 N 67th Ave
Hoshoni Park	8515 N. 39th Ave
Hu-O-Te Park	641 N. 11th Ave
Hyde Park	2500 W Jefferson St
Indian Bend Park	3701 E. Thunderbird Rd
Jackrabbit Park	6002 E Paradise Ln
John F. & Mary P. Long Homestead Park	2602 W. Glendale Ave
John W. Teets Park	4380 E. Ramuda Dr
Kachina Park	4304 E. Campbell Ave
Kids Street Park	4535 N. 23rd Ave
Kierland Park	15800 N. 66th St
Kipok Park	4350 S 9th Ave
Kuban Community Park	3275 W Sherman St
La Pradera Park	6830 N 39th Ave
Ladmo Park	3101 N 41st Dr
Laveen Village Park	3146 W Vineyard Rd
Lenang Park	2601 E Southgate Ave
Lewis Park	1238 S 13th Pl
Lindo Park	2230 W Roeser Rd
Little Canyon Park	3201 W Missouri Ave
Longview Park	4040 N 14th St
Lookout Mountain Park	14441 N 18 St
Los Olivos Park	2802 E Devonshire Ave
Ludden Mountain	58th Ave & Happy Valley Rd
Madison Park	1440 W. Glenrosa Ave
Ma-Ha-Tuak Park	9832 S 7th Ave
Manzanita Park	5500 S 31st Ave
Margaret T. Hance Park	67 W Culver
Mariposa Park	3203 W Morten Ave
Marivue Park	5625 W Osborn Rd
Maryvale Park	4420 N. 51st Ave
Maryvale Tot Lot Park	3206 N 65th Ave
Matthew Henson Park	803 W Tonto St
Mercury Mine Basin	3535 E Mountain View
Momo Park	5447 S 5th St
Mong Park	1432 E Wood St
Monterey Park	350 E Oak St
Moon Valley Park	502 W. Coral Gables Dr

Park Name	Address
Moonlight Park	16406 N 10th Ave
Mountain View Community Center Park	1104 E. Grovers Avenue
Mountain View Park	9901 N. 7th Avenue
Mountain Vista Park	13647 S 50th St
Nevitt Park	6815 S 44th Way
Ninos Park	1146 W Hadley St
Norton Park	1224 E Hatcher Rd
Nuestro Park	1433 S 9th St
Nueve Park	4418 S 9th St
Orme Park	3201 N 47th Ave
Palma Park	1135 E. Dunlap Ave
Palomino Park	15815 N. 30th St
Papago Dist Park	625 N. Galvin Parkway
Papago Park I	Van Buren St /Galvin Parkway
Paradise Cove Park	3930 E Monte Cristo Rd
Paradise Valley Park	17402 N 40th St
Paseo Highlands Park	3435 W. Pinnacle Peak Rd
Peace Park	5221 S 13th Pl
Pecos Park	17010 S 48th St
Perry Park	2700 N. 32nd St
Pierce Park	2150 N 46th St
Pinnacle Park	N CAP Canal Cave Creek to Scottsdale
Pitcher Hill	64th Ave & Happy Valley Rd
Playa Margarita Park	3615 W Roeser Rd
Quail Run Basin	18434 N 12th St
Reach 11 Sports Complex	2425 E Deer Valley Rd
Rio Salado	2875 S 7th Pl
Roadrunner Park	3502 E Cactus Rd
Roesley Park	4205 South 15th Ave
Roosevelt Park	837 North 3rd Ave
Rose Mofford Sports Complex	9833 N 25th Ave
Royal Palm Park	8405 N 15th Ave
Sandlily Park at Cave Creek	2500 W Cactus Rd
Sandpiper Park	6530 E. Hearn Rd
Santa Maria Park	3425 S 71st Ave
Sereno Park	5702 East Sweetwater Ave
Sherman Parkway	2124 West Sherman St
Smith Park	4030 West Sherman Rd
Solano Park	5625 North 17th Ave
Sonrisa Park	12812 North 52nd St
Starlight Park	7810 W Osborn Rd
Steele Indian School Park	300 East Indian School Rd
Sueno Park	4401 West Encanto Blvd
Sumida Park	1817 E. Gardenia Rd
Sun Ray Park	4059 E Ray Rd
Sunburst Paradise Park	16225 N 47th Ave
Sunnyslope Park	802 E Vogel Ave
Sunridge Park	6201 West Roosevelt St
Sunset Basin	63rd Ave & Indian School
Surrey Park	3835 W. Joan De Arc Ave
Sweetwater Park	13230 North 44th St
Tawa Park	4540 N 11 Ave
Telephone Pioneers of America Park	1946 W Morningside Dr
Thunderbird Park at Cave Creek	13670 N 23rd Ave
Tierra Montana	5302 W Carver Rd

Park Name	Address
Townsend Park	520 E. Lynwood St
Trailside Point Park	7215 W. Vineyard Rd
Tramonto Park	35425 N. 32nd Dr
Turtle Rock Basin	17414 N 12th St
Union Hills	16th St & Beardsley
University Park	1102 W. Van Buren St
Venturoso Park	14425 N 32nd St
Verde Park	916 E. Van Buren St
Virginia Park	1504 E Virginia Ave
Vista Canyon Park	16020 S. 30th St
Washington Park	6655 N 23rd Ave
Werner's Field	17831 N 7th Ave
West Plaza Park	6549 N. 43rd Ave
Western Star Park	4425 E. Western Star Blvd
Westown Park	12635 N. 33rd Ave
Willow Park	2815 W. Taylor St
Winifred Green Park	1702 W Peoria Ave
Yapa Park	2732 E Mobile Ln
Yunya Park	2831 W Washington St

^Park names and addresses were provided by the Parks & Recreation Dept. Any of the listed addresses that do not appear in the attached report had a count of 0 for the date range indicated.

## Attachment D – PD Continuous Improvement Project Updates

Related Continuous Improvement Projects			
Item Description	Key Deliverables	Project Status Update	Status
1. Use of Force Project	<ol style="list-style-type: none"> <li>1. Train all sworn personnel &amp; enforcement personnel – 16 hours</li> <li>2. Launch new Use of Force policies</li> <li>3. Implement revised Transparency Dashboards</li> <li>4. Implement Compliance Framework</li> </ol>	<ol style="list-style-type: none"> <li>1. All relevant personnel received 16 hours of Use of Force Training</li> <li>2. Use of Force Policies (Operations Order 1.5.00, 1.5.01, and 1.5.02) launched on February 18, 2025</li> <li>3. Draft Transparency Dashboard templates developed</li> <li>4. Draft Compliance Framework developed</li> </ol>	<p>In Progress</p> <p>Revised Dashboards, to account for separation of Levels of Force, under development.</p> <p>Estimated Timeline: 3 months</p>
2. Treatment of Individuals Experiencing Homelessness Project	<ol style="list-style-type: none"> <li>1. Development of Individuals Experiencing Homelessness Policy</li> <li>2. Development of Property Receipt</li> <li>3. Development of new Contact Form</li> <li>4. Review process for Supervisor reviews of property</li> </ol>	<ol style="list-style-type: none"> <li>1. Draft Policy created in partnership with Office of Homeless Solutions</li> <li>2. Draft Property Receipt created</li> <li>3. New Contact Form created to capture data requirement related to Stop, Search, &amp; Arrest</li> <li>4. Supervisor review process of property completed.</li> </ol>	<p>In Progress</p> <p>Launch of Phase 2 to include:</p> <ol style="list-style-type: none"> <li>1. Launch of Individuals Experiencing Homelessness Policy – incl Public Comment, Training Development &amp; Delivery</li> <li>2. Implementation of new itemized Property Receipt Form following P1 RMS Go Live</li> <li>3. Implementation of new Contact Form following P1 RMS Go Live</li> <li>4. Review/revision of Evidence, Impounding, and Property Policy</li> </ol>

			<p>5. Create &amp; Implement data analysis framework</p> <p>Estimated Total Project Timeline: 33 months</p>
3. Identifying & Addressing Racial Disparities Project	<p>1. Train all sworn personnel &amp; enforcement personnel – 4 hours Constitutional Law</p> <p>2. Revise data capture for consensual contacts</p> <p>3. Create compliance framework for vehicle &amp; pedestrian stops</p>	<p>1. All relevant personnel received 4 hours of Constitutional Search &amp; Seizure Training</p> <p>2. Subject Contact Data Form updated to include additional demographic fields.</p> <p>3. New Police Contact Report (Field Interview) created – will go live with launch of P1 RMS on Sept 9, 2025</p>	<p>In Progress</p> <p>Launch of Phase 2 to include:</p> <p>1. Review/revision of Primary &amp; Secondary policies related to:</p> <ul style="list-style-type: none"> <li>• Policing Standards</li> <li>• Search &amp; Seizure</li> <li>• Arrests</li> <li>• Booking Procedures</li> <li>• Traffic Enforcement</li> </ul> <p>2. Create &amp; Implement Data Analysis framework</p> <p>Estimated Total Project Timeline: 33 months</p>
4. First Amendment Project	<p>1. Creation of Operations Order 1.10 - First Amendment Activity Support &amp; Management</p>	<p>1. Draft policy created</p> <p>2. Policy distributed for Public Comment in October 2024</p> <p>3. E-Learning Video to be distributed September 2025</p>	<p>In Progress</p> <p>Phase 2 launched, July 2025, to include:</p> <p>1. Data Snapshot (Form) of PSRT deployments</p>

	<ul style="list-style-type: none"> <li>2. Distribute draft policy for Public Comment</li> <li>3. Create &amp; Launch Training for all sworn employees</li> <li>4. Policy Go-Live</li> </ul>	4. Policy Go-Live, September 2025	<ul style="list-style-type: none"> <li>2. Revise After-Action Reporting</li> <li>3. Codify Crowd Force Reviews in Use of Force Policies</li> </ul> <p>Estimated Total Project Timeline: 15 months</p>
5. Behavioral Health Project	1. Develop Incentive & Deployment Model	<p>Incentive &amp; Deployment Model completed - addresses issues with recruitment, retention, and associated deployment of CIT-Certified officers, using an analytical approach to identify calls for service, and frequency of CIT-Certified officer current availability &amp; proposed minimal levels of service.</p> <p>Pilot Program to run from October 2025 – March 2026 in 600 &amp; 700 Precincts.</p>	<p>In Progress</p> <p>Phase 2 launched, July 2025, to include:</p> <ul style="list-style-type: none"> <li>1. Conduct Pilot Program</li> <li>2. Implement revised model following Pilot Program</li> <li>3. Enhanced Call Diversion by Dispatchers</li> <li>4. Review all Behavioral Health related policies</li> <li>5. Prioritization of CIT Squad</li> </ul> <p>Estimated Total Project Timeline: 24 months</p>
6. Youth Interactions Project	<ul style="list-style-type: none"> <li>1. Development and implementation of Youth Survey</li> <li>2. Draft Youth Interactions Policy</li> </ul>	1. Survey created in Partnership with City Council, ran from end March to end July 2025. Over 2,270 surveys submitted, approximately 200 substantive comments	<p>In Progress</p> <p>Phase 2 launched, July 2025, to include:</p> <ul style="list-style-type: none"> <li>1. Development &amp; delivery of</li> </ul>

		<p>received. Comments under review for inclusion in Youth Interactions Policy and other relevant Police Department policies.</p> <p>2. Draft Youth Interactions Policy created, pending update with feedback from Youth Survey. Public comment period September 2025. Associated Training to be developed. Anticipated launch of policy and associated training, January 2026.</p>	<p>Youth Interactions Training</p> <p>2. Launch of Youth Interactions Policy</p> <p>3. Review/revision of Juvenile Procedures Policy</p> <p>4. Development of extended Youth-related Training</p> <p>Estimated Total Project Timeline: 24 months</p>
7. Systems of Accountability Project	<p>1. Creation of Draft OAT Mediation Policy</p> <p>2. Identification of Allegations Categories</p> <p>3. Creation of business processes and associated complaint intake for PSB Field Investigations Unit</p>	<p>1. Policy currently under review by OAT</p> <p>2. Allegations Categories approved – will enable accurate data collection of complaint types</p> <p>3. PSB FIU business processes mapped and complaint intake forms created</p>	<p>In Progress</p> <p>Phase 2 to include:</p> <ol style="list-style-type: none"> <li>1. Adoption of Centralized Complaint Intake system</li> <li>2. Review &amp; Revision of all Systems of Accountability Policies including: <ul style="list-style-type: none"> <li>• Administrative Investigations</li> <li>• Misconduct Investigations</li> <li>• Policy Violations Index</li> <li>• Critical Incident Review Board</li> </ul> </li> </ol>

			<ul style="list-style-type: none"> <li>• Discipline Review Board</li> </ul> <p>Estimated Total Project Timeline: 30 months</p>
8. Body-Worn Camera Project	<p>Aligned with City Audit recommendations:</p> <ol style="list-style-type: none"> <li>1. Technical standards to improve risk mitigation through policy &amp; technical aspects of BWC use</li> <li>2. Supervision standards to improve early identification of performance risk &amp; improvement</li> </ol>	Initial focus will be on Technical Standards	<p>In Progress</p> <p>Body-Worn Camera Project launched July 2025 and Work Group meetings are underway.</p> <p>Estimated Total Project Timeline: 14 months</p>



## Attachment E - OAT Recommendation Compliance Report

Number of Recommendations	Number of Times Recommended	Recommendation	PPD Response	Completion Status	Compliance Documentation
1	9	Provide Written Analysis in Support of Conclusions and Recommendations from PSB, CIRB, Chief	PPD previously accepted this recommendation and has implemented it. The PSB Bureau Manual and the Critical Incident Review Results Memorandum authored by the CIRB Chairperson were updated.	Completed	B4 addendum C-CIRB findings memorandum revised 6/17/2024 to satisfy this agreed upon recommendation. Same as OAT22-008, Rec 2
2	1	Actual Training Completed	PPD agrees and accepts the OAT recommendation	Completed	N/A
3	1	Identify the Source of the Excessive Force Allegation	PPD agrees and accepts the OAT recommendation	Completed	B2-4.A PSB B-02 Internal Investigations Procedures (powerdms.com) 1.5.02.5.D sub bullet point pg. 9 rev 2/18/25
4	1	Interview Involved Officer Regarding Every Allegation	PPD agrees and accepts the OAT recommendation. The PSB investigation should include questions directly related to every allegation in their interview with the involved employee(s).	In Progress	B-2.4.A Operations Order 3.19 Section 6. D. 1. (d) updated to include relevant language. Published Department-wide on 9/19/24; 3.19.6.D.1.d rev 2/27/25
5	1	Fully Explore Use and Understanding of De-escalation Tactics and Alternate Responses Under Policy	PPD agrees and accepts the OAT recommendation.	In Progress	B-2.5.B.8b/c N/A, 1.5.00.3.D, 1.5.00.5.B, 1.5.01.3.B, 1.5.01.3.C, 1.5.01.4.1.1; all rev 2/18/25
6	4	Conduct a Full-Scale PSB Investigation	PPD agrees with OAT's recommendation that the Professional Standards Bureau (PSB) conduct a full-scale investigation for serious misconduct allegations and response to resistance incidents resulting in serious injury or which have the potential for City liability, based on the current language in the PSB manual.	In Progress	B-1.4.I PSB B-01 Investigator Responsibilities, B-1.4B/C TSB Bureau Manual, D-05.5.B.(5) <a href="https://powerdms.com/docs/1933033">https://powerdms.com/docs/1933033</a> N/A
7	1	Conduct a Follow Up interview of the Involved Officer	PPD agrees and accepts the OAT recommendation	In Progress	B-2.5.B.8a/b/c
8	2	Conduct a Complete Review of All Available Evidence	PPD agrees to review all known and relevant evidence related to the specific actions being assessed in the internal investigation or administrative review. This part of the investigation process is standard practice and is already outlined in PSB Manual Internal Investigation Procedures section, which states "All relevant Evidence will be collected, reviewed and preserved". (PSB B-02 4.A.(4))	In Progress	B-2.4.A(4)
9	2	Refer Incidents of Similar Severity to the CIRB	PPD agree with the OAT recommendation	In Progress	
10	13	Elicit answers regarding law, policy and training	PPD agrees and previously accepted this recommendation from OAT. The PSB Bureau Manual was updated to include additional interview guidelines regarding best practices for Use of Force and Critical Incident employee interviews.	In Progress	PSB Bureau Manual B2.8b/c Same as OAT22-008, Rec 1

11	1	Include and Address All Strikes, Jabs, and Uses of a Firearm as an Improvised Impact Weapon	PPD agrees and accepts the OAT recommendation.	In Progress	B-2.5.B.8a/b/c 1.5.02 as a whole, all rev 2/18/25
12	2	Include All Potential Policies Implicated by the Officer(s)' Actions	PPD agrees and accepts the OAT recommendation.	In Progress	B2.4.A 3.19.7.B.(3), rev 2/28/25; supported in 1.5.02.5.D sub bullet point on pg. 10, 1.5.02.7.D, all rev 2/18/25
13	1	Articulate and Document Application of Criteria for Determining whether a Death Occurred IC and Resulted from Officer Conduct	PPD agrees and accepts the OAT recommendation.	In Progress	B.3.4.B PSB B-03 Serious Incident Policy <a href="https://powerdms.com/docs/2909932">https://powerdms.com/docs/2909932</a> 1.5.00.4.F (UOF), 1.5.00.4.G (non UOF), 1.5.00.4.H, 1.5.02.1.G.(1) bullet point, 1.5.02.6.E sub bullet point, 1.5.02.7.F.(4) bullet point; all rev 2/18/25
14	1	Maintain ICD Designation for all Death Investigations	PPD agrees and accepts the OAT recommendation	In Progress	B.3.4.B PSB B-03 Serious Incident Policy <a href="https://powerdms.com/docs/2909932">https://powerdms.com/docs/2909932</a> 1.5.02.6.E sub bullet point, 1.5.02.7.F.(4) bullet point; all rev 2/18/25
15	1	Review the Conduct of All Officers who Use or Threaten Use of Force	PPD agrees and accepts the OAT recommendation.	In Progress	PSB Bureau Manual B2.8a/b/c 1.5.00.3.T, 1.5.02.2.E, 1.5.02.3.A-F; all rev 2/18/25
16	2	Explore Officers' Understanding and Response to Individuals with Mental Illness	PPD agrees and accepts the OAT recommendation.	In Progress	PSB Bureau Manual B6 appendix B
17	1	Thoroughly Explore Officers' Consideration of Less-than-Lethal Methods	PPD previously agreed with a comparable recommendation in OAT22-007, "Fully Explore Use and Understanding of De-Escalation Tactics and Alternate Responses Under Policy," in which "alternate responses" is synonymous with "less-than-lethal methods."	In Progress	Same as Row OAT22-007, -001
18	1	Conduct a Full PSB Investigation for Level 2 and 3 Uses of Force on Visibly Compliant Subjects	PPD agrees that when plausible allegations of misconduct occur, such as excessive force on a complaint subject, a full PSB investigation, otherwise known as a misconduct investigation, should be completed.	In Progress	N/A
19	1	Discipline Issued for Improper Search Incident to Arrest*	PPD disagrees with the OAT recommendation	Disagreed by PD	N/A
20	1	Deviation from Discipline Under Policy*	PPD disagrees with the OAT recommendation	Disagreed by PD	N/A