

ATTACHMENT A



COMMUNITY ASSISTANCE PROGRAM

EXPANSION AND IMPLEMENTATION REPORT SEPTEMBER 2025

SUMMARY:

The Community Assistance Program (CAP) consists of Behavioral Health and Crisis Response Units. Calls for service are recorded through the electronic patient care record system, with each call representing an incident where a CAP team was dispatched.

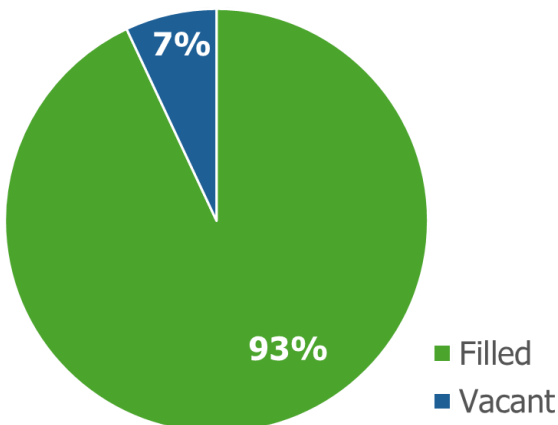
In July 2025, CAP responded to a total of 1,302 calls for service. Of these, 389 calls were transferred from Phoenix Police Communications to CAP Behavioral Health Dispatchers. During July, 15 CAP units were actively in service. Comparing the first seven months of 2025 to the same period in 2024:

- Behavioral Health Units saw a **102% increase in calls for service**.
- Crisis Response Units experienced a **8% increase in calls for service**.

RECRUITMENT & STAFFING:

As of July 2025, the Community Assistance Program operated with nine Behavioral Health Units (BHUs) providing 24/7 citywide coverage. Behavioral Health Dispatch services also maintained round-the-clock availability. Additionally, there were six Crisis Response Units (CRUs) offering citywide coverage five days a week, 24 hours per day, and 22-hour coverage on the remaining two days. Recruitment efforts to expand staffing and enhance service capacity are ongoing throughout 2025.

Current Staffing


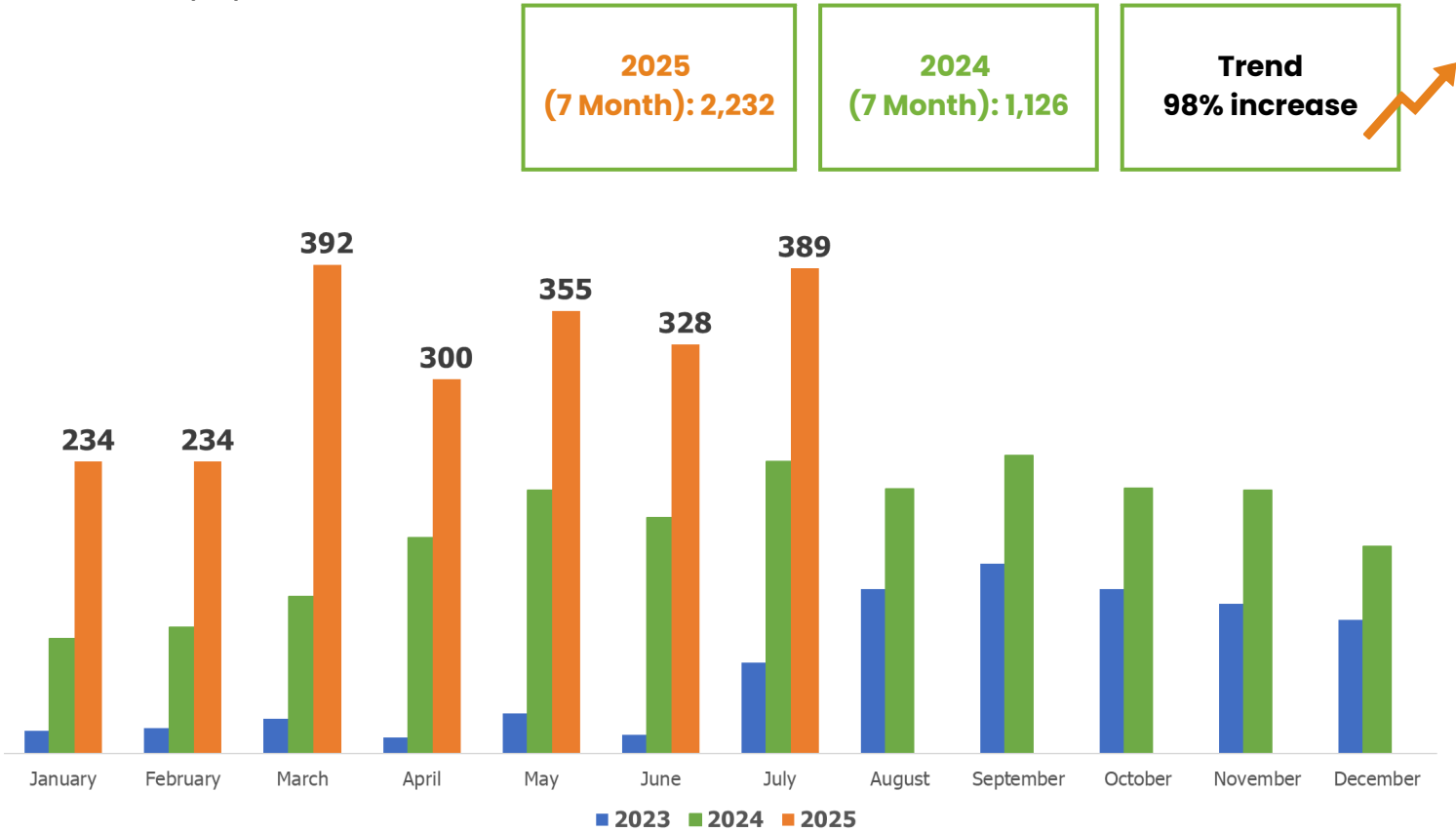


25-05 CAP Class

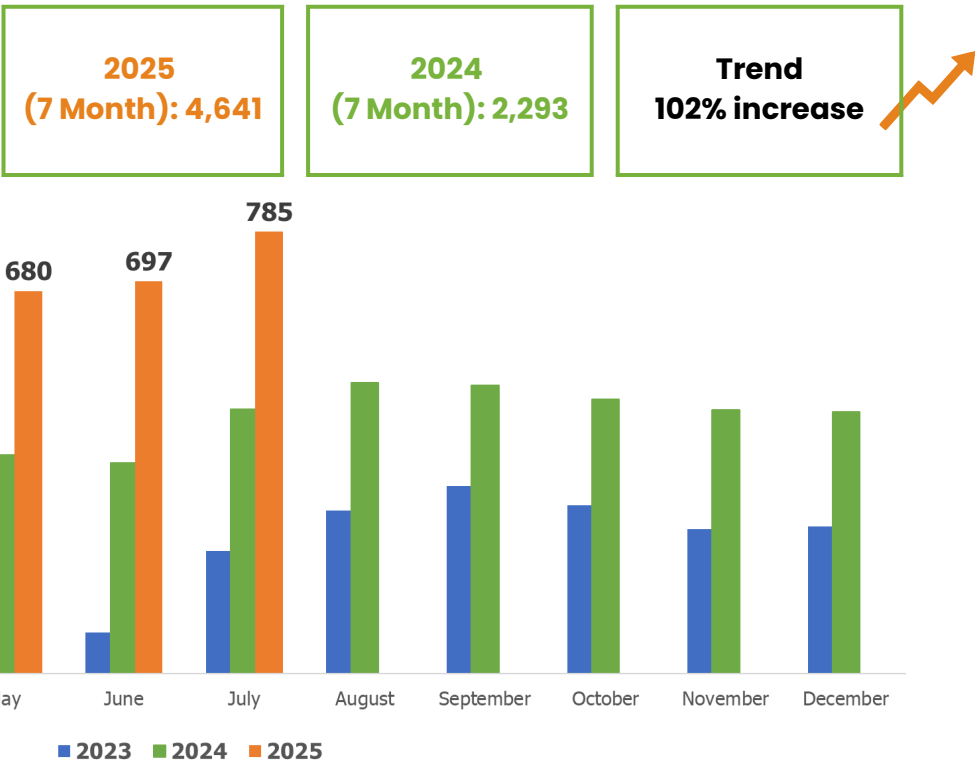
CALLS TRANSFERRED FROM POLICE COMMUNICATIONS:

Between January and July 2025, the number of calls transferred from Police Communications to CAP Behavioral Health Dispatchers increased by 98% compared to the same period in 2024. This growth reflects ongoing collaboration efforts, including the placement of two CAP supervisors in Police Communications for 41 hours each week to help identify appropriate calls for transfer.

In March 2025, all Police Communications staff and police officers completed an e-learning module on accessing and utilizing behavioral health teams. In July 2025, half of all Behavioral Health unit calls originated from transfers by Police Communications. The remaining 50% were initiated by fire and police personnel or generated directly by Behavioral Health units.



BEHAVIORAL HEALTH CALLS FOR SERVICE:



The data on individuals assisted and services provided below is sourced from the electronic care records system. CAP services may be delivered to multiple individuals during a single call, or in some cases, services may be declined. As a result, the number of individuals assisted may not directly align with the total volume of calls for service.

The Behavioral Health Units (BHUs) are specifically designed to respond independently to calls, serving as an alternative to traditional police or fire response. **In July 2025, BHUs responded to 785 calls for service**, making direct contact with individuals on 466 calls (59%). The remaining calls were either canceled prior to arrival or the units were unable to locate the individual upon arriving on scene.



Primary Call Types (Total: 466)

- Check Wellbeing: 267 (57%)
- Mental Health: 87 (19%)
- Social Service Related: 36 (8%)



Transports: 141



Average Response Time: 19 minutes



Adults Served: 447
Children Served: 41

*number of individuals assisted may differ from the calls for service volume



Single Unit BH Response

- 572 responses; 73%



Responding with Police

- 85 responses; 11%



Responding with Fire

- 109 responses; 14%

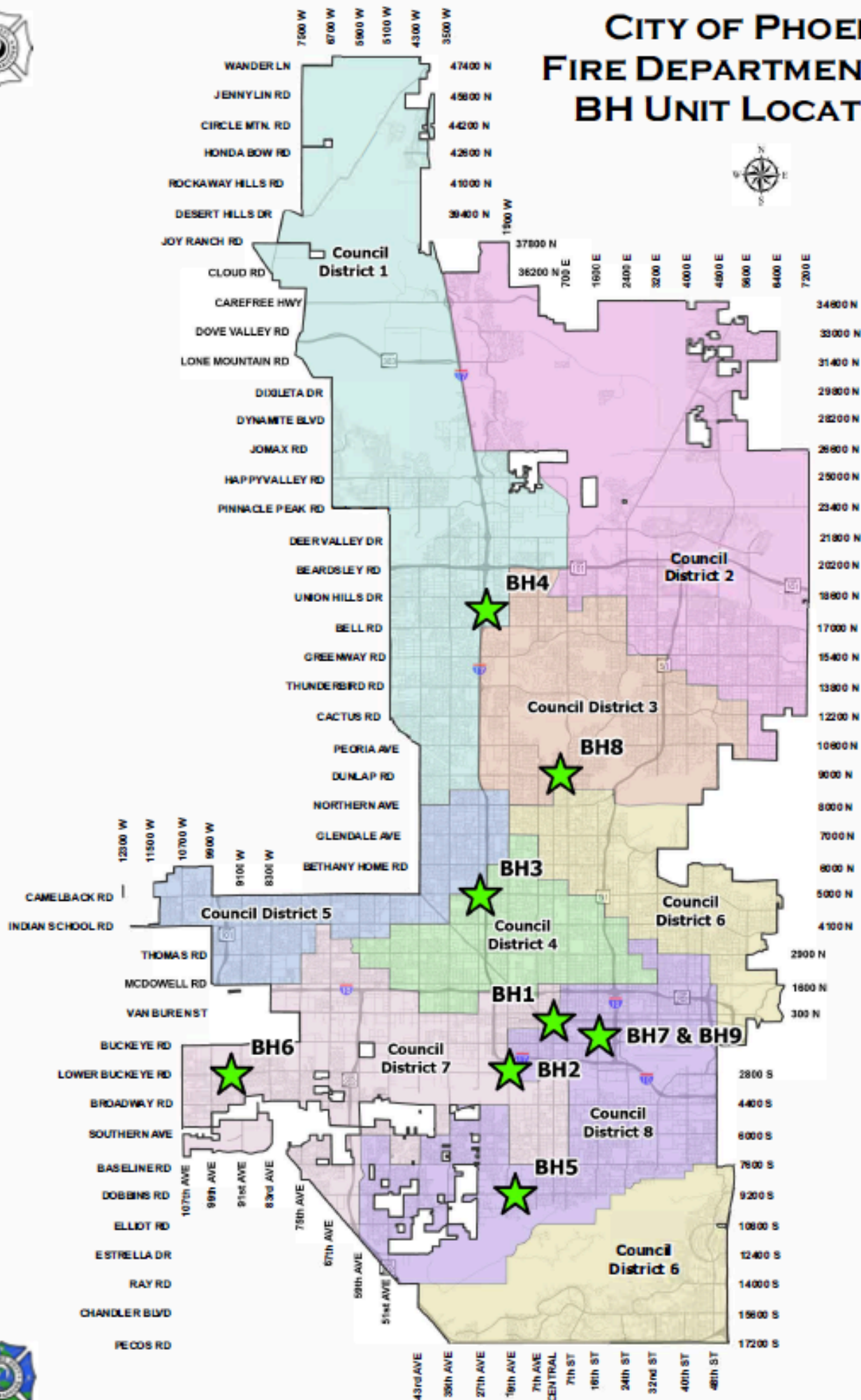


Responding with Police & Fire

- 19 responses; 2%



CITY OF PHOENIX FIRE DEPARTMENT CAP BH UNIT LOCATIONS



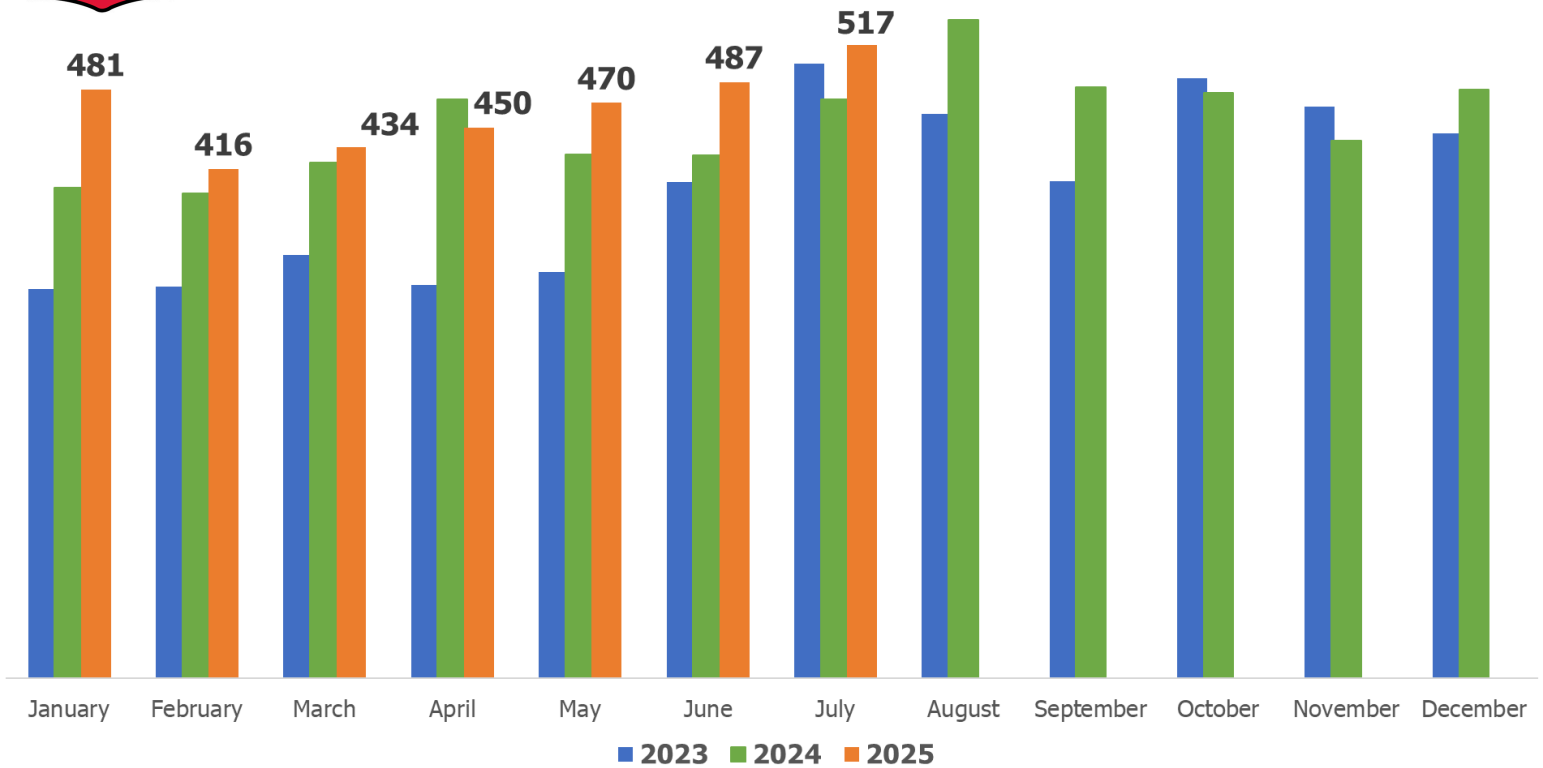
CRISIS RESPONSE CALLS FOR SERVICE:



2025
(7 Month): 3,255

2024
(7 Month): 3,019

Trend
8% increase



The data on individuals assisted and services provided below is sourced from the electronic care records system. CAP services may be delivered to multiple individuals during a single call, or in some cases, services may be declined. As a result, the number of individuals assisted may not directly align with the total volume of calls for service.

The Crisis Response Units (CRUs) operate as co-response teams, working alongside Police and/or Fire personnel. **In July 2025, CRUs responded to 517 calls for service**, successfully making contact with individuals on 288 calls (56%). The remaining calls were either canceled prior to arrival or upon arrival on scene.



- Primary Call Types** (Total: 288)
- Death: 129 (45%)
 - Occupant Services: 48 (17%)
 - Housing Insecurity: 42 (15%)



Transports: 42



Average Response Time: 21 minutes



Adults Served: 713
Children Served: 189



Single Unit CR Response

- 52 responses; **10%**



Responding with Police

- 78 responses; **15%**



Responding with Fire

- 137 responses; **27%**



Responding with Police & Fire

- 250 responses; **48%**



CITY OF PHOENIX FIRE DEPARTMENT CAP CR UNIT LOCATIONS

